

# FLUIDRA

COMMERCIAL **POOL** SOLUTIONS



## COMMERCIAL CATALOGUE







**KEY CONTACTS AU:**

Phone number:	1300 MYFLUIDRA
Contact E-Mail:	au.commercial@fluidra.com

**KEY CONTACTS NZ:**

Phone number:	0800 807 665
Contact E-Mail:	apac.nzorders@fluidra.com

**KEY WEBSITES:**

Trade Portal	pro.fluidra.com.au pro.fluidra.co.nz
Online Training Platform	proacademy.fluidra.com
Commercial Website	fluidra.com.au/commercial



# FLUIDRA

## THE PERFECT POOL EXPERIENCE

We are a leader in the global pool industry. Our portfolio includes some of the most trusted brands; we offer our customers an expansive array of products across both the residential and commercial pool and wellness markets; and we have strong geographical footprint with operations in over 47 countries.

Fluidra has over 7,000 employees and the combined resources to accelerate innovation in critical areas like energy-efficiency, robotics and the Internet of Things.

We are guided by clear values and come to work everyday with a simple and direct mission in mind: To create the perfect pool and wellness experience. By staying focused on this mission, we will create value for all our stakeholders, customers, pool owners, investors and employees.

### INTEGRATED BUSINESS MODEL



#### R+D+i

Excellence in innovation with more than 200 engineers and 1,100 patents



#### Production

37 multi-technology and flexible factories in key countries



#### Logistics

Logistics operators to guarantee reliable and fast deliveries



#### Distribution

136 points of sale, providing assistance and training to professional customers in more than 45 countries



#### Engineering

Design and engineering of hydraulic projects

### KEY FIGURES

7,000+

Number of employees

47

Number of countries

135

Number of sales branches

40

Number of production centres

### BEST BRANDS IN THE BUSINESS

ASTRALPOOL

SR Smith

SKY POOL

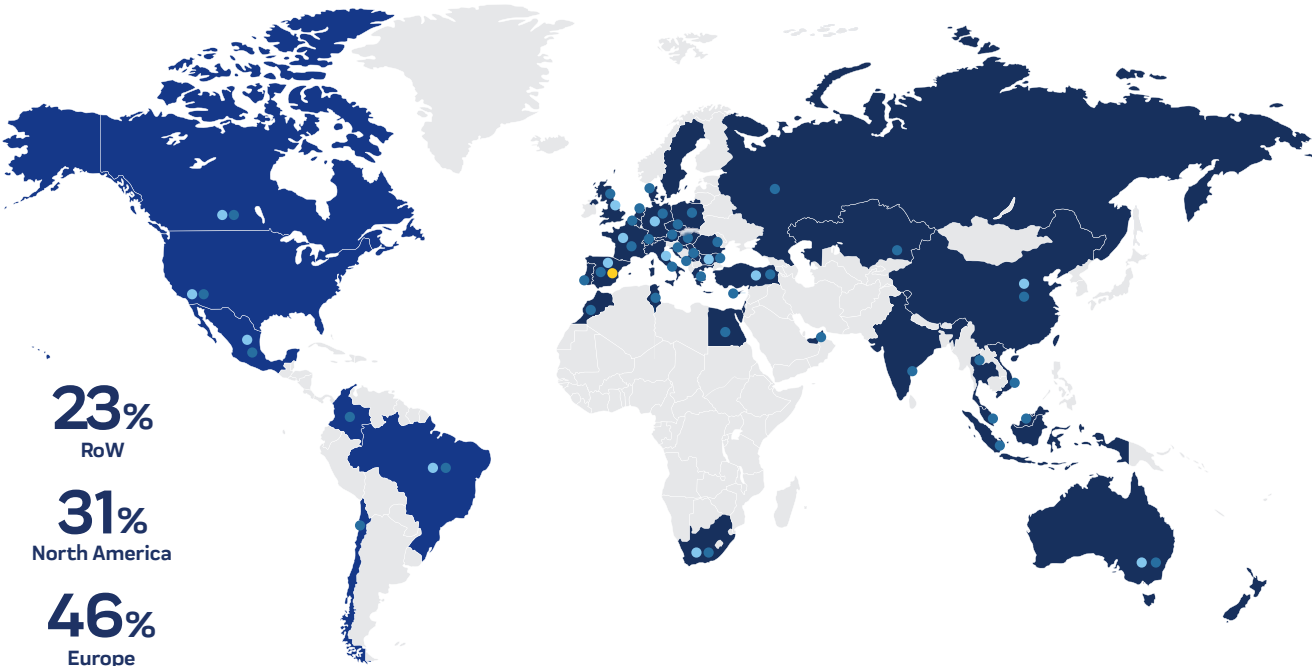
Sunbather

ZODIAC

anti wave

CHADSON

### A GLOBAL POWERHOUSE



• Commercial Agency • Production Sites • Headquarters

# Contents



## Pumps and Strainers

Sizing Guide .....	8	Polypropylene And Fibreglass Strainers .....	13
KIVU .....	9	KIVU Strainer .....	13
Maxim .....	11	Chadson Inceptor Prepump Strainers.....	14
XP.....	12		



## Filters

CPC Chadson Pre-Coat Filters .....	16	Berlin Filters .....	23
Chadson MHS Series Filters .....	18	Praga Filters .....	25
Atlas Filters.....	20	Oslo Filters.....	28
VDF Vertical Dual Media Filters .....	22	Rodas Filters .....	30



## Valves and Fittings

Valves .....	35	Fittings.....	45
--------------	----	---------------	----



## Disinfection

Easy Salt Next VC .....	50	Acqua Dos Pumps .....	53
Guardian Controllers.....	52		



## Heaters

Commercial Heat Pumps .....	54	Commercial Inverter Heat Pumps .....	56
-----------------------------	----	--------------------------------------	----



## Cleaners

Commercial Cleaners .....	58	Manual Cleaning Equipment .....	59
---------------------------	----	---------------------------------	----



## Blowers

Three Phase .....	60	Single Phase .....	61
-------------------	----	--------------------	----



## Pool Basin Equipment

Pool Inlets and Returns .....	62
-------------------------------	----



## Pool Surround Equipment\*

Lane Lines .....	64	Rails and Ladders.....	79
Starting Blocks and Racing .....	66	Lifeguard Chairs .....	85
Water Polo Equipment .....	70	Pool Grating.....	86
Accessibility Equipment.....	76		

*\*AntiWave products are limited for sale in the Australian market only*



## Covers & Rollers

Thermal Covers .....	87	Hidden Covers .....	89
Roller Systems.....	88		



## Wellness Equipment

Water Jets .....	91	INOX Plunge Pools .....	93
Beds.....	93		



## SkyPool

Skypool .....	95
---------------	----



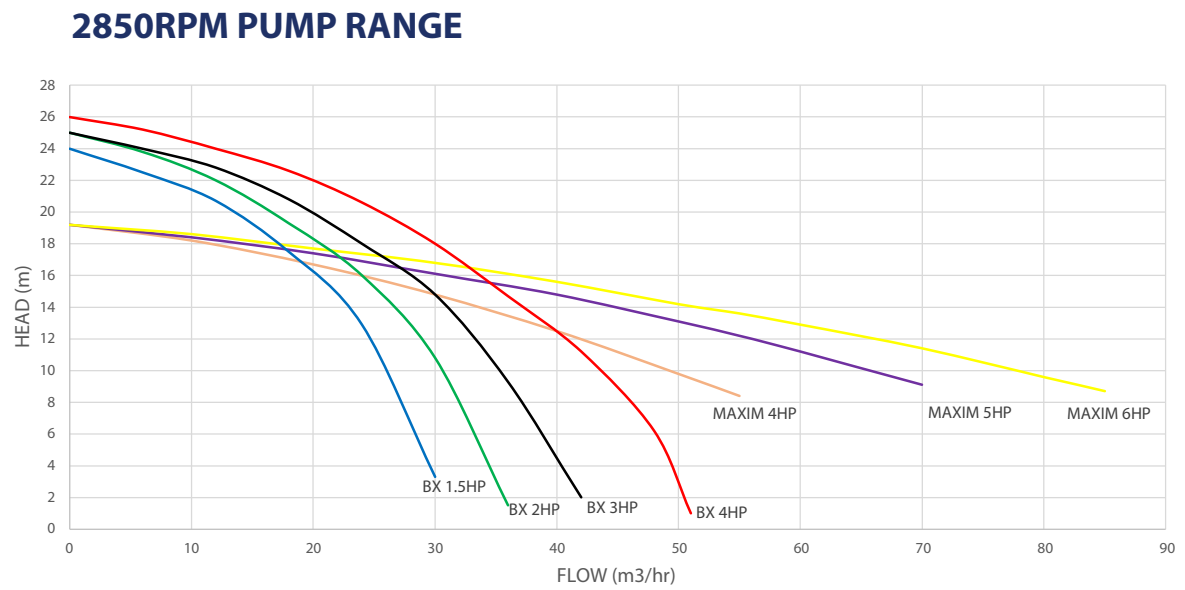
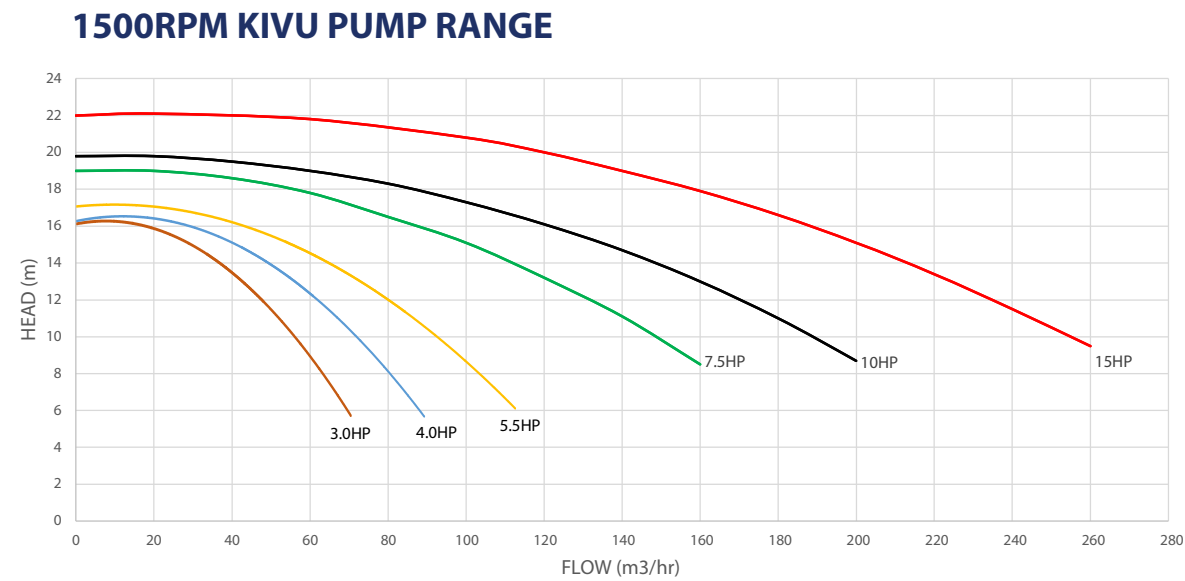
## Pool Programming

Moveable Floors .....	108	Endwalls.....	109
Swimwall Systems.....	109	Dividing Walls .....	109
Moveable Bulkheads.....	109		



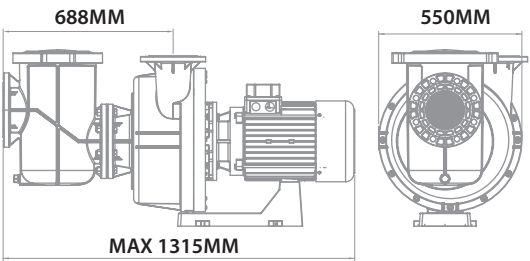
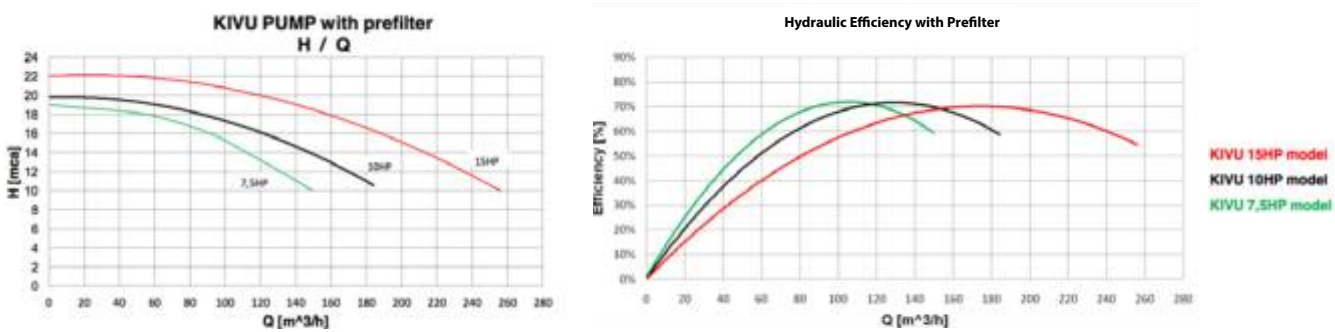
# FLUIDRA COMMERCIAL PUMPS AND STRAINERS

## Pump Performance with strainer



## KIVU® PUMP

**Description:**  
KIVU series commercial pumps are designed for large flows at high efficiency. Available in 7.5hp, 10hp and 15hp variations, the KIVU series are ideal for use in public pools, Olympic pools, water parks, aquariums and fish farms. Incorporating a thermoplastic housing, the KIVU pumps deliver high efficiency utilising a 4 pole, 1500rpm motor. Optional 25L pre-filter available which is easily fitted onsite.



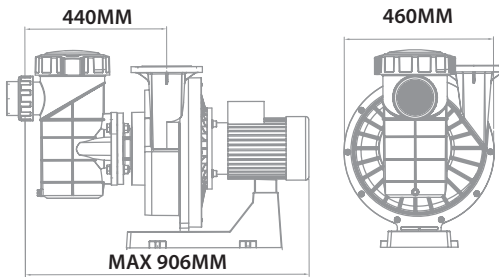
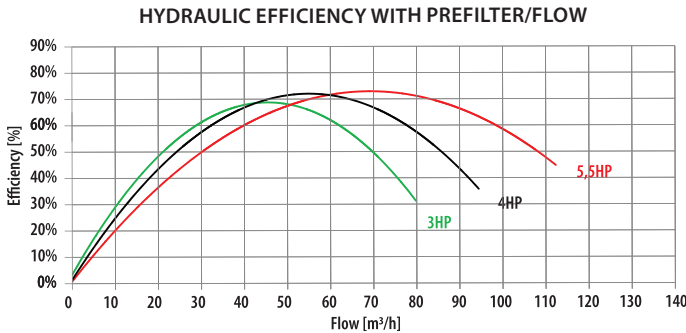
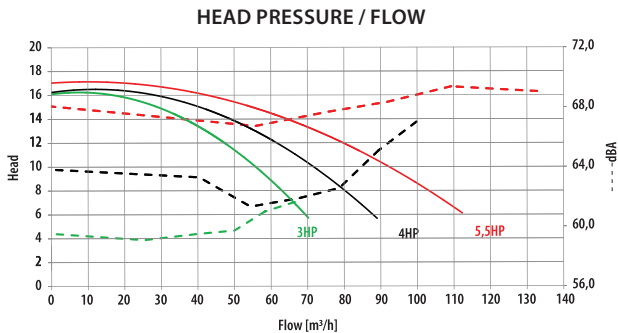
Model	Product Code	Volts	Input kw	Amps	Conn. Inlet	Conn. Outlet	Motor Speed RPM	Weight
KIVU 7.5 HP WITHOUT STRAINER	56633-3820	415	5.5	10.6	150MM	125MM	1500RPM	110KG
KIVU 10 HP WITHOUT STRAINER	56635-3820	415	7.5	14.3	150MM	125MM	1500 RPM	120KG
KIVU 15 HP WITHOUT STRAINER	56638-3820	415	11	20.7	150MM	125MM	1500RPM	150KG

## KIVU® ACCESSORIES

Model	Product Code
KIVU STRAINER KIT	56734
VARIABLE SPEED DRIVE 7.5 HP	56633-8066
VARIABLE SPEED DRIVE 10 HP	56635-8066
VARIABLE SPEED DRIVE 15 HP	56638-8066

KIVU® PUMP

**Description:**  
A high efficiency, high flow pump, the Kivu series provide unmatched performance. Available in 3hp, 4hp and 5.5hp pumps with 4 Pole, 1500rpm motors. Available with or without pre-filter.




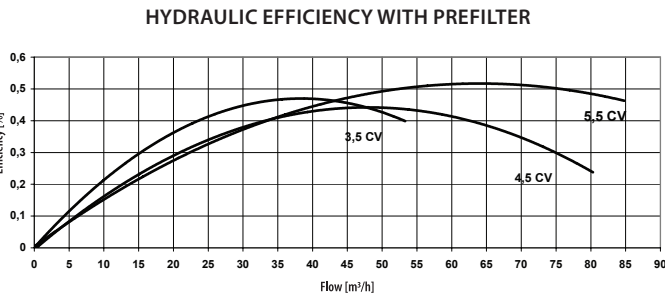
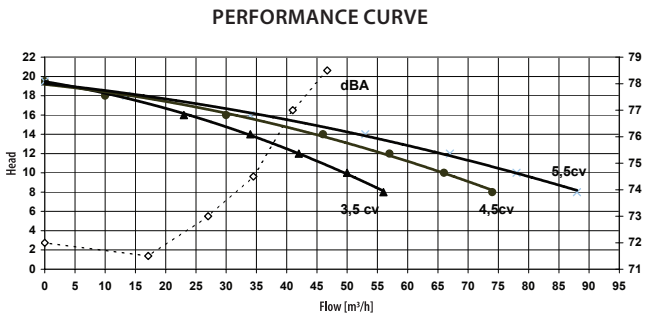
Model	Product Code	Volts	Input kw	Amps	Conn. Inlet	Conn. Outlet	Motor Speed RPM	Weight
KIVU 3.0 HP WITHOUT STRAINER	66047-3820	415	2.2	3.4	80MM	100MM	1500 RPM	56KG
KIVU 4.0 HP WITHOUT STRAINER	66048-3820	415	3.1	5.7	80MM	100MM	1500 RPM	59KG
KIVU 5.5 HP WITHOUT STRAINER	66049-3820	415	4.1	7.5	80MM	100MM	1500 RPM	66KG

KIVU® ACCESSORIES

Model	Product Code
KIVU STRAINER KIT (8L)	09879-0830
VARIABLE SPEED DRIVE 3.0HP	66047-0866
VARIABLE SPEED DRIVE 4.0HP	66048-0866
VARIABLE SPEED DRIVE 5.5HP	66049-0866

MAXIM PUMP

**Description:**  
Pump body and support in heat resistant plastic. Double protected shaft S.S. AISI-420 with double isolation and with IP-55 motor. 8 litre capacity strainer. Inlet/outlet connections 3" (80mm) solvent socket. Suction at 1.5 m height. Three-phase 415volts - 2,850rpm.



Model	Product Code	Volts	Input kw	Amps	Conn. Inlet	Conn. Outlet	Motor Speed RPM	Weight
MAXIM 4 HP	08003-0860	415	3.22	5.8	80MM	80MM	2850	32KG
MAXIM 5 HP	08004-0860	415	4.06	7.4	80MM	80MM	2850	34KG
MAXIM 6 HP	08005-0860	415	4.83	8.4	80MM	80MM	2850	37KG



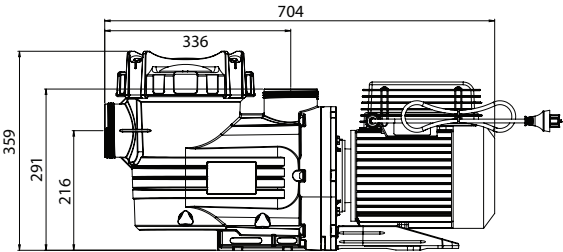
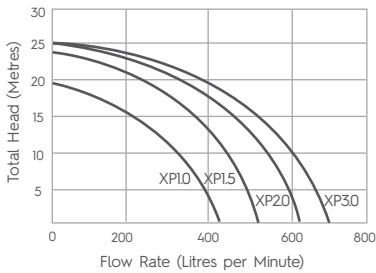
XP HIGH PERFORMANCE PUMPS

**Description:**  
Introducing the new XP pool pumps to our single speed range of pump products. Designed and manufactured in Australia, the XP pool pumps boast a robust and reliable construction complete with all 316 stainless steel hardware and durable plastics.

Offering a high flow, high pressure performance product, the XP pumps include a large capacity basket requiring less maintenance. Available with quick disconnect pipe connections, all XP pool pumps are designed to operate at low noise levels.



Performance Curve



Model	Product Code	HP	Volts	Phase	Input Watts	Full Load Amps	Flow Rate	Conns "mm"
XP 1.5 HP 1 PH	21615	1.5	240	Single	1500	7	440	65/50
XP 2.0 HP 1 PH	21620	2	240	Single	1900	8.1	540	65/50
XP 3.0 HP 1 PH	21630	3	240	Single	2500	11	635	65/50
XP 2.0 HP 3 PH	21623	2	415	Three	2400	3.4	540	65/50
XP 3.0 HP 3 PH	21633	3	415	Three	3200	4	635	65/50



STRAINER POLYPROPYLENE AND FIBREGLASS

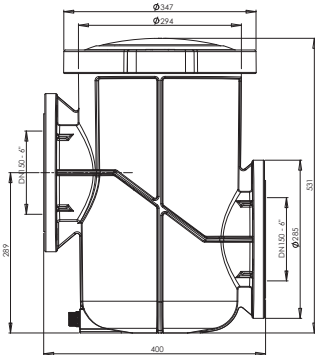
**Description:**  
Flanges drilled according to DIN-2501 Standard. Supplied with 3 piece coupling at the inlet. 8 litre capacity. Inlet size: 80mm ID - Outlet size: 100 mm ID. Max Flow 88m3 / HR



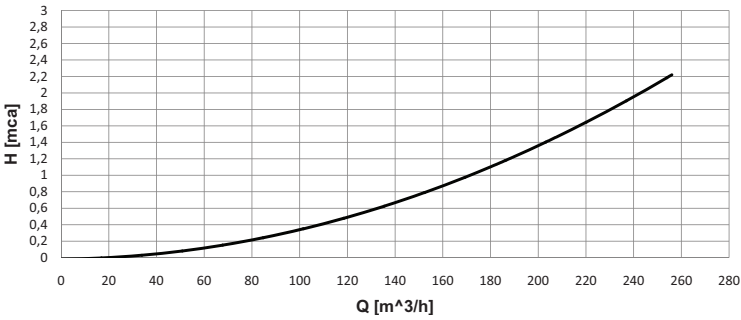
Model	Product Code	Volume L	Inlet mm	Outlet mm	Flow Rate M3/Hr	Weight Kg
STRAINER - 8 LTR - 100MM - 88 M3/H	09879-0830	8L	80	100	85M3/HR	8.4KG

KIVU STRAINER

**Description:**  
Kivu Strainer of 25 Liters made in polypropylene and fiberglass. Compatible with KIVU pump.



Performance Curve



Model	Product Code	Volume L	Inlet Mm	Outlet Mm	Flow Rate M3/Hr	Weight Kg
STRAINER 25L - 150MM FLANGES - KIVU	56734	25	150	150	240M3/HR	9.9KG



CHADSON INTERCEPTOR PREPUMP STRAINERS

**Description:**  
INTERCEPTOR strainers are not traditional “bucket” type strainers. The straining mechanism of the INTERCEPTOR features a perforated W-shaped pleated screen. This unique screening mechanism provides high process efficiency and a far greater capability to retain solids.

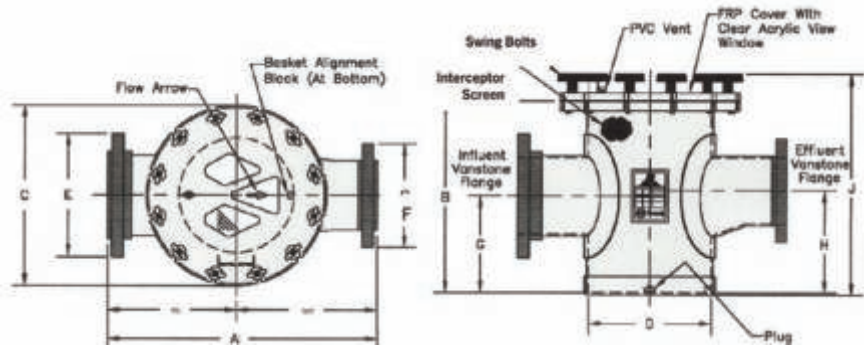
The INTERCEPTOR Prepump Strainer serves a vital function by preventing large solids from entering the workings of a motor driven pump set.

The INTERCEPTOR Strainer features non-metallic housing, manufactured from select FRP resins that will not rust or corrode, even in seawater and other corrosive environments. Standard working pressures are up to 100 kPa vacuum and 150 kPa pressure.

The INTERCEPTOR Stainer has Vanstone flanges, sized for common line sizes with a reduced outlet to suit comparable pump inlet connections.

The standard screen material is Grade 316L stainless steel with 3.25-mm diameter holes on a staggered 4.5-mm.

INTERCEPTOR Prepump Strainers have a clear viewing lid with easy access swing bolts. An air vent and vacuum gauge inclusions.



MODEL	NOM FLOW (L/SEC)	FLANGE "IN"	FLANGE "OUT"	A	B	C	D	E	F	G	H	J
400-150/100	33	150	100	600	545	520	400	280	215	350	200	610
400-200/125	58	200	125	700	545	520	400	335	255	350	200	610
400-200/150	58	200	150	700	700	545	400	335	280	350	200	610
500-250/200	90	250	150	800	815	520	400	405	280	350	200	610
500-300/200	90	250	200	800	815	630	500	405	335	500	300	850
500-300/200	130	300	200	900	815	630	500	455	335	500	350	850
500-300/250	130	300	250	900	815	630	500	455	405	500	350	850

Nominal Flow is based upon a maximum incoming line velocity of < 2-m/sec - this may vary.  
The reduced outlet size of the strainer matches the inlet size of ISO pumps capable of the strainers nominal flow.

FLUIDRA COMMERCIAL  
FILTERS





CPC CHADSON PRE-COAT FILTERS

**Description:**  
CPC filters are uniquely manufactured from FRP resin systems specifically selected for Australia's harsh conditions. The CPC Series offers all the functional benefits expected of a modern Regenerative Media Filter (RMF). Apart from reaching a far higher degree of clarification much quicker than other common forms of filtration, the CPC series also provides many environmental benefits.

With its unique particle selectivity, CPC filters can provide protection against modern chlorine resistant pathogens and organisms relating to swimmers' itch. The high process efficiency of CPC series will simplify pool water chemistry and reduce reliance upon harsh and objectional chemicals. Chemically complicated coagulants are not required for CPC filters.

CPC filters are extremely compact. Apart from taking up far less plant space, they can also operate with significantly smaller balance tanks and backwash tanks. All these factors help to contain construction costs.

CPC Filters are proudly designed & manufactured in Australia. Locally made filters provide many tangible benefits for pool Owners, all levels of government, the aquatics industry and potentially all Australians. Apart from anything else, buying Australian-Made makes good economic sense.

- Key Features:**
- Wide range of filter models to suit every conceivable pool size.
  - Suitable for fresh or saltwater swimming pools.
  - Can be comfortably operated using Diatomaceous Earth and Perlite.
  - Simple operation without the need for sensors, switches, computer control, and an air compressor.
  - Does not required any sophisticated automatic valves with complicated operating steps
  - Non-corrosive construction materials. No need to equipotential bond the filter vessel.
  - Large diameter, rigid candle cores - generously spaced to mitigate bridging and clogging.
  - Easy to service and replace "long life" Polypropylene filter socks.
  - Simple and easy to understand "single pass" precoating. Does not require the time and the extra plant space necessary for close loop precoating.
  - A dustless Wet-Vac precoating system that does not require the filter to be drained prior to precoating.
  - Simple to clean by conventional "reverse-flow" backwashing, with the option of a gravity drain-down.
  - The Media Release Accelerator (MRA) is a passive inclusion, which enhances cake release, without the fear of over-pressurizing the filter vessel.
  - The Lift'n'Swing davit provides quick access inside the filter - no need for a monorail & chain blocks.
  - Standard fitments include a vacuum breaker, auto air release, twin gauge panel, sight glass.



FLUIDRA CODE		60700850	60700860	60700870	60701000	60701010	60701020
		CPC 850-12	CPC 850-16	CPC 850-18	CPC 1000-18	CPC 1000-24	CPC 1000-26
		PHYSICAL DATA					
FILTER SURFACE AREA	M2	12	16	18	18	24	26
VESSEL DIAMETER (NOMINAL)	MM	850			1000		
VESSEL HEIGHT	MM	1595	1875	2015	1655	1935	2075
MIN. CEILING HEIGHT	MM	2070	2630	2900	2100	2660	2975
CONNECTION SIZE	MM	100	100	100	150	150	150
PERLITE	KG	5.3	6.8	7.5	7.5	10.0	11.0
DIATOMATEOUS EARTH (DE)	KG	7.0	9.0	10.0	10.0	13.5	14.5
SHIPPING WEIGHT	KG	300	300	300	360	360	360
OPERATIONAL WEIGHT	KG	1300	1300	1300	1780	1780	1780
		OPERATIONAL DATA					
FLOW RATE @ 2.5M3/H/M2	M3/HR	30.00	40.00	45.00	45.00	60.00	65.00
FLOW RATE @ 3.5M3/H/M2	M3/HR	42.00	56.00	63.00	63.00	84.00	91.00
FLOW RATE @ 4.5M3/H/M2	M3/HR	54.00	72.00	81.00	81.00	108.00	117.00
BACKWASH RATE	LT/S	16	22	24.0	24.0	32.0	36.0
MIN. WASH WATER	M3	1.8	1.8	1.8	2.7	2.7	2.7
MAX OPERATING PRESSURE	KPA	200	200	200	200	200	200
TEST PRESSURE	KPA	350	350	350	350	350	350

FLUIDRA CODE		60701200	60701210	60701220	60701500	60701510	60701520
		CPC 1200-30	CPC 1200-40	CPC 1200-45	CPC 1500-45	CPC 1500-60	CPC 1500-65
		PHYSICAL DATA					
FILTER SURFACE AREA	M2	30	40	45	45	60	65
VESSEL DIAMETER (NOMINAL)	MM	1200			1500		
VESSEL HEIGHT	MM	1740	2020	2160	1955	2235	2375
MIN. CEILING HEIGHT	MM	2185	2650	3025	2300	2680	3065
CONNECTION SIZE	MM	150/200	150/200	150/200	200/250	200/250	200/250
PERLITE	KG	12.8	16.5	18.0	18.0	24.8	27.5
DIATOMATEOUS EARTH (DE)	KG	17	22	24.5	24.5	33	35
SHIPPING WEIGHT	KG	650	650	650	945	945	945
OPERATIONAL WEIGHT	KG	2370	2370	2370	4515	4515	4515
		OPERATIONAL DATA					
FLOW RATE @ 2.5M3/H/M2	M3/HR	75.00	100	112.50	112.50	150.00	162.50
FLOW RATE @ 3.5M3/H/M2	M3/HR	105.00	140	157.50	157.50	210.00	227.50
FLOW RATE @ 4.5M3/H/M2	M3/HR	135.00	180	202.50	202.50	270.00	292.50
BACKWASH RATE	LT/S	40	54.0	55.0	59.0	81.0	88.0
MIN. WASH WATER	M3	3.6	3.6	3.6	4.2	4.2	4.2
MAX OPERATING PRESSURE	KPA	200	200	200	200	200	200
TEST PRESSURE	KPA	350	350	350	350	350	350

FLUIDRA CODE		60701700	60701710	60701720	60702020	60702000	60702010
		CPC 1700-60	CPC 1700-79	CPC 1700-85	CPC 2000-80	CPC 2000-112	CPC 2000-123
		PHYSICAL DATA					
FILTER SURFACE AREA	M2	60	79	85	80	112	123
VESSEL DIAMETER (NOMINAL)	MM	1700			2000		
VESSEL HEIGHT	MM	2110	2390	2530	2265	2545	2685
MIN. CEILING HEIGHT	MM	2600	2850	3040	2750	3010	3280
CONNECTION SIZE	MM	250	250	250	250	250	250
PERLITE	KG	24.8	32.3	35.0	33.0	46.0	51.0
DIATOMATEOUS EARTH (DE)	KG	33	43	47	44	61.5	67
SHIPPING WEIGHT	KG	1120	1120	1120	1665	1665	1665
OPERATIONAL WEIGHT	KG	5780	5780	5780	7780	7780	7780
		OPERATIONAL DATA					
FLOW RATE @ 2.5M3/H/M2	M3/HR	150.00	197.50	212.50	200.00	280.00	307.50
FLOW RATE @ 3.5M3/H/M2	M3/HR	210.00	276.50	297.50	280.00	392.00	430.50
FLOW RATE @ 4.5M3/H/M2	M3/HR	270.00	355.50	382.50	360.00	504.00	553.50
BACKWASH RATE	LT/S	81	107.0	116.0	108.0	152.0	167.0
MIN. WASH WATER	M3	4.5	4.5	4.5	5.6	5.6	5.6
MAX OPERATING PRESSURE	KPA	200	200	200	200	200	200
TEST PRESSURE	KPA	350	350	350	350	350	350

CHADSON GRANULAR FILTERS

**Description:**  
Whilst most horizontal filters may seem to look the same, their cost of ownership will vary substantially according to a number of critical design issues. Such issues include process efficiency, the method of manufacture, and the choice of construction materials. Given a commercial pool filter is required to satisfy a very critical (public health) need, its initial purchase should not just be made on the basis of lowest apparent cost.

As many astute & discerning pool professionals have identified that (over a period of more than 30 years) CHADSON GRANULAR FILTERS will provide unique process benefits & undisputed value throughout its very considerable design life. These attributes are best reflected by the ability of CHADSON filters to provide longer filter runs (with less backwashing) and far less frequent replacement of the filtering media. In combination with a robust Australian-made FRP pressure vessel, many of these unique benefits can be attributed to the patented technology that is used within a CHADSON filter.

CHADSON's patented FloModuLata™ technology uniquely splits and distributes the water streams within the filter, during its filter & backwash cleaning process. By providing full lateral coverage and parallel (up & down) water streams, this unique processing, provides unparalleled efficiencies. These process efficiencies are widely known and accepted to provide longer filter runs, less frequent backwashing, lower wash water consumption, lower energy costs, and less frequent media and lateral replacements.

- Key Features:**
- Designed & manufactured in Australia, using locally available resins systems, which are especially formulated for Australia's harsh climatic conditions.
  - Chadson filters may be installed indoors or outdoors. Their non-corrosive construction materials are equally suitable for use with either fresh water or seawater.
  - Heavy duty, contact-moulded FRP pressure vessels; free of all the service issues that are occasionally associated with filament wound tanks. If a tank leak does occur, filament wound tanks are widely considered to be non-repairable.
  - Straight-through internal pipe headers (dn200) resulting in minimum head loss, low line- velocity, and reduced energy costs.
  - Multiple and precisely calibrated Soiled Water (SW) distribution nozzles which provide even flow, over ALL of the available filter area, not parts thereof.
  - Full-coverage & extensive underdrain system, using dn25 slotted laterals that are injection moulded from high impact, engineering plastics.
  - Full-size, internal-opening access hatch(s) providing convenient access, without the need to remove any face plumbing.
  - 100% of all filter production is hydrostatically pressure tested and certified as genuine pressure vessels.
  - Appropriate fittings & instrumentation (twin pressure gauges, Kinetic Air Vent/Vacuum breaker, screened drain cock, etc.,) supplied as standard fitments.

- Other Benefits & Options:**
- Free technical support and engineering advice that will guarantee a predictable result each and every time.
  - Every filter is supplied with comprehensive installation & operating Instructions that are designed to make your job easier. Our instructions contain valuable information, which is especially designed for commercial pools.
  - Being Australian-made, both standard and custom-made product can be readily supplied within acceptable delivery times.
  - Standard product details may be varied to include the supply of additional access hatches, different connection details, air-scouring, pulse backwashing, lifting lugs, high pressure ratings, face plumbing, manual & automatic backwashing valving.

**Final Word:**  
If you are regularly backwashing your filter to maintain a flat and efficient sand bed, you are wasting valuable pool water and chemicals. If you need to regularly replace your filter media & laterals (every 5 years or less), your filter is not backwashing efficiently. With many CHADSON filters continuing to provide valuable service after 25 years of continuous service, the product's unique capability and its design life are matters of fact. The design life of a CHADSON filter is not reliant upon the interpolation of in-house cyclic pressure test; it's based on proven and extensive case history.

Unlike the many filter options that are available to you, CHADSON filters are tried & proven with the capability to provide very favourable life cycle costs. Good design is not about who can provide the lowest apparent purchase cost; it's more about satisfying an intended duty, with products that will provide process efficiencies, reliable performance, and predictable whole of life costs.

If issues do occur during the life of CHADSON product, it's important to note that we are here to support you. Not only will you feel good in supporting an accredited Australian made product, you will be rewarded with the performance, the low cost of ownership and the service that is often seems elusive with cheaper, imported product.

If you are considering a filter replacement, designing a new pool, or are just plain unhappy with the performance of your existing system, contact us today.



FLUIDRA CODE		60001200CE	60001500	60001800	60002050	60002250	60002450
		MHS 1200	MHS 1500	MHS 1800G2	MHS 2000G2	MHS 2200G2	MHS 2400G2
		PHYSICAL DATA					
FILTER SURFACE AREA	M2	1.20	1.50	1.80	2.00	2.20	2.40
VESSEL DIAMETER	MM	940			1160		
VESSEL LENGTH	MM	1515	1825	2020	2182	2382	2540
FILTER HEIGHT (INC. AIR RELEASE)	MM	1435	1435	1435	1660	1660	1660
FILTER LENGTH (INC. CONNECTIONS)	MM	1625	1935	2250	2330	2530	2690
CONNECTION SIZE	MM	100 (4")			150 (6")		
SAND (0.8MM-2.0MM)	KG	800	1000	1475	1500	1600	1750
GRAVEL (3MM-6MM)	KG	200	250	300	300	325	350
SHIPPING WEIGHT	KG	120	135	145	155	165	175
OPERATIONAL WEIGHT	KG	2000	2450	2900	3000	3200	3400
		OPERATIONAL DATA					
FLOW RATE @ 25M3/H/M2	M3/HR	30.0	37.5	45.0	50.0	55.0	60.0
FLOW RATE @ 36M3/H/M2	M3/HR	43.2	54.0	64.8	72.0	79.2	86.4
FLOW RATE @ 42M3/H/M2	M3/HR	50.4	63.0	75.6	84.0	92.4	100.8
MAX OPERATING PRESSURE	KPA	200	200	200	200	200	200
TEST PRESSURE	KPA	350	350	350	350	350	350

FLUIDRA CODE		60003050	60003550	60003750	60004000	60004250	60004500
		MHS 3000G2	MHS 3500G2	MHS 3750G2	MHS 4000	MHS 4250	MHS 4500
		PHYSICAL DATA					
FILTER SURFACE AREA	M2	3.00	3.50	3.75	4.00	4.25	4.50
VESSEL DIAMETER	MM	1200			1500		
VESSEL LENGTH	MM	2700	3100	3300	3000	3170	3340
FILTER HEIGHT (INC. AIR RELEASE)	MM	1710	1710	1710	1970	1970	1970
FILTER LENGTH (INC. CONNECTIONS)	MM	2850	3250	3450	3200	3370	3540
CONNECTION SIZE	MM	150 (6")			200 (8")		
SAND (0.8MM-2.0MM)	KG	3000	3525	3775	3650	3900	4150
GRAVEL (3MM-6MM)	KG	425	525	625	1000	1100	1150
SHIPPING WEIGHT	KG	230	250	300	350	360	380
OPERATIONAL WEIGHT	KG	5200	5800	6750	8260	8400	8660
		OPERATIONAL DATA					
FLOW RATE @ 25M3/H/M2	M3/HR	75.0	87.5	93.8	100.0	106.3	112.5
FLOW RATE @ 36M3/H/M2	M3/HR	108.0	126.0	135.0	144.0	153.0	162.0
FLOW RATE @ 42M3/H/M2	M3/HR	126.0	147.0	157.5	168.0	178.5	189.0
MAX OPERATING PRESSURE	KPA	200	200	200	200	200	200
TEST PRESSURE	KPA	350	350	350	350	350	350

FLUIDRA CODE		60005000	60005550	60006000	60006250	60006500	60007000	60007250	60008000
		MHS 5000	MHS 5500	MHS 6000	MHS 6250	MHS 6500	MHS 7000	MHS 7250	MHS 8000
		PHYSICAL DATA							
FILTER SURFACE AREA	M2	5.00	5.50	6.00	6.25	6.50	7.00	7.25	8.00
VESSEL DIAMETER	MM	2000		2000		2000		2000	
VESSEL LENGTH	MM	3000	3250	3500	3625	3750	4000	4125	4350
FILTER HEIGHT (INC. AIR RELEASE)	MM	2470	2470	2470	2470	2470	2470	2470	2470
FILTER LENGTH (INC. CONNECTIONS)	MM	3225	3475	3725	3850	3975	4225	4350	4575
CONNECTION SIZE	MM	200 (8")		200 (8")			200 (8")		
SAND (0.8MM-2.0MM)	KG	4950	5400	5900	6150	6400	6900	7100	
GRAVEL (3MM-6MM)	KG	1550	1750	1950	2050	2150	2300	2400	
SHIPPING WEIGHT	KG	400	425	450	470	490	500	540	
OPERATIONAL WEIGHT	KG	12600	13900	15200	15800	16500	17600	18300	
		OPERATIONAL DATA							
FLOW RATE @ 25M3/H/M2	M3/HR	125.0	137.5	150.0	156.3	162.5	175.0	181.3	200.0
FLOW RATE @ 36M3/H/M2	M3/HR	180.0	198.0	216.0	225.0	234.0	252.0	261.0	288.0
FLOW RATE @ 42M3/H/M2	M3/HR	210.0	231.0	252.0	262.5	273.0	294.0	304.5	336.0
MAX OPERATING PRESSURE	KPA	200	200	200	200	200	200	200	200
TEST PRESSURE	KPA	350	350	350	350	350	350	350	350



ATLAS FILTERS

**Description:**  
Recognised For The Control Of Cryptosporidium & Guardia In Numerous Codes Of Practice

Fast And Effective Performance

It's not just about clear water anymore; swimming pool water needs to be totally healthy. As recognized in numerous standards & engineering references, Precoat filtration will provide positive protection against modern chlorine resistant pathogens like cryptosporidium & guardia. What's more, with it's patented regeneration cycle, Atlas® filters will provide long and effective filter cycles. When you take into consideration the reduced wash water consumption, the reduction of plant space, and the elimination of chemically complicated flocculants, it's easy to see why there are a growing number of commercial pools using Atlas® Precoat filters.

Atlas® filters are internationally known & recognized. They have been used on some of the largest and most prestigious swimming pools around the world. They are also supplied with such coveted awards as a SABS Design Award, the GQM Quality Award and the 9th International Technology Trophy.

**How It Works:**  
The various PCT Models in the Atlas® filter range are differentiated by the amount of filter area that is provided within a given tank diameter. When the prescribed amount of filter media is added to the incoming water flow, it forms a thin coating on the outside of the cloth covered filter elements (candles). This "filter cake" forms a microscopic sieve that filters far finer than the cloth covering of the filter candles. As the Precoat filter process does its job of collecting pollutants, collected matter will progressively block the filter cake.

Atlas® filters are not conventional static cake type filters; they have a unique regeneration cycle that optimizes the use of a replaceable filter media. Regeneration occurs automatically. Each time the filter cycle is interrupted, the trapped dirt and filter media will automatically settle to the bottom of the filter tank. When the filter is re-started, the incoming water flow will automatically intermix and redistribute the selected filter media back on to the filter candles. This restores the porosity of the filter cake and returns the filter back to its maximum clean water flow.

The Atlas® Regenerative Precoat filters provides the pool Operator with many unique benefits - low wash water consumption, extremely compact filter vessels, & Ultra Fine Filtration (UFF) that will physically remove microscopic bacteria, chlorine resistant pathogens, & other solids.



FLUIDRA CODE		60500080	60500100	60500150	60500200	60500250	60500300
		PCT 75	PCT 100	PCT 150	PCT 200	PCT 250	PCT 300
PHYSICAL DATA							
FILTER SURFACE AREA	M2	7.5	10	15	20	25	30
VESSEL DIAMETER	MM	765	765	950	1155	1155	1360
VESSEL HEIGHT	MM	1790	1990	2080	2110	2300	2405
MIN. CEILING HEIGHT	MM	2175	2655	2720	2400	2850	2890
CONNECTION SIZE	MM	80	100	100	150	150	200/150
PERLITE	KG	3.2	4.2	6.3	8.4	10.5	12.6
DIATOMATEOUS EARTH (DE)	KG	4.1	5.5	8.3	11.0	13.8	16.5
SHIPPING WEIGHT	KG	215	275	595	620	645	680
OPERATIONAL WEIGHT	KG	650	780	1640	1790	1840	2350
OPERATIONAL DATA							
FLOW RATE @ 2.5M3/H/M2	M3/HR	18.75	25.00	37.50	50.00	62.50	75.00
FLOW RATE @ 3.5M3/H/M2	M3/HR	26.25	35.00	52.50	70.00	87.50	105.00
FLOW RATE @ 4.5M3/H/M2	M3/HR	33.75	45.00	67.50	90.00	112.50	135.00
BACKWASH RATE	LT/S	10	14	20.0	27.0	34.0	41.0
MIN. WASH WATER	M3	1.5	2.0	3.0	3.5	4.0	5.0
MAX OPERATING PRESSURE	KPA	200	200	200	200	200	200
TEST PRESSURE	KPA	350	350	350	350	350	350

FLUIDRA CODE		60500350	60500450	60500550	60500650	60500750	60500900
		PCT 350	PCT 450	PCT 550	PCT 650	PCT 750	PCT 900
PHYSICAL DATA							
FILTER SURFACE AREA	M2	35	45	55	65	75	90
VESSEL DIAMETER	MM	1360	1360	1620	1860	1860	2010
VESSEL HEIGHT	MM	2405	2365	2370	2510	2635	2760
MIN. CEILING HEIGHT	MM	2890	2910	2920	2875	3140	3250
CONNECTION SIZE	MM	200/150	200	200	200	200	250
PERLITE	KG	14.7	18.9	23.1	27.3	31.5	37.8
DIATOMATEOUS EARTH (DE)	KG	19.3	24.8	30.3	35.8	41.3	49.5
SHIPPING WEIGHT	KG	695	895	1470	1685	1895	2310
OPERATIONAL WEIGHT	KG	2625	4125	4610	6175	6480	7105
OPERATIONAL DATA							
FLOW RATE @ 2.5M3/H/M2	M3/HR	87.50	112.50	137.50	162.50	187.50	225.00
FLOW RATE @ 3.5M3/H/M2	M3/HR	122.50	157.50	192.50	227.50	262.50	315.00
FLOW RATE @ 4.5M3/H/M2	M3/HR	157.50	202.50	247.50	292.50	337.50	405.00
BACKWASH RATE	LT/S	48	61.0	75.0	88.0	102.0	122.0
MIN. WASH WATER	M3	6.0	7.7	9.0	11.0	12.5	15.0
MAX OPERATING PRESSURE	KPA	200	200	200	200	200	200
TEST PRESSURE	KPA	350	350	350	350	350	350



VDF VERTICAL DUAL MEDIA FILTERS

- Key Features:**
- Non-corrosive & durable construction materials - without a reliance upon protective coating/paint systems. Cathodic protection is also not required
  - Transportable & lightweight construction - up to one sixth the weight of a comparable steel vessel
  - Short term savings through easier installation & long term benefits due to vastly reduced maintenance
  - Effective “deep bed” filtration with media volumes & bed compositions that are designed for demanding & critical applications
  - Being Australian-made, both standard and custom-made product can be supplied within a manageable & agreed delivery time
  - Filter internals designed to accommodate aggressive backwash rates of up to 42m3/hr/m2 without any excessive pressure/head loss
  - Models with patented FloModuLata™ internals (No PP743517) to control & optimize the waterstreams in both the filter and the backwash operation.

- Optional Features:**
- Multiple & different access hatches, additional nozzles, lifting lugs, endoscope connection, etc.
  - Choice of backwash method single lever, valve matrix, or shunt - all of which can be automated
  - Air assisted backwash methods (unique double-walled air scour internals)
  - Flat filter floor obviating the need for clean water plenums and known pressure differential problems
  - High than standard pressure ratings - external & dependent certification to meet specific standards.

**Final Word:**

Conventional filter materials like protected carbon steel (and even concrete) are not immune from corrosion. Fiber Reinforced Plastic (FRP) on the other hand is a totally inert engineering material that is not easily abraded by regular and abrasive backwashes. Improper or poor filter selection can result in high maintenance and expensive replacement costs. Quite apart from any cost implications, corrosion & other problems can also be critical in terms of the risks and the inconvenience that could be caused by a major disruption to plant &/or services.

Chadson by Fluidra are accredited Australian manufactures of FRP pressure filters with more than 30 years of applied experience. With over 2,000 assorted FRP pressure filters to their manufacturing credit, you can be assured that Chadson by Fluidra filters are “tried & proven”. It’s simply not worth it. With the proven and dependable performance of CHADSON GRANULAR FILTERS, buying Australian-made makes good economic sense - not only for your project... But for the whole country.

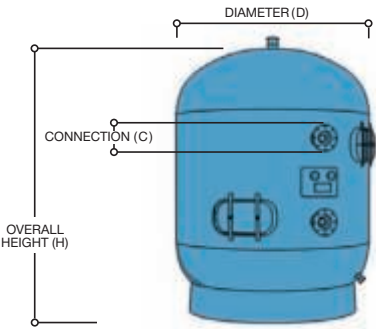


FILTER MODEL	AREA (M²)	FLOW RANGE (M³/HR)	BW FLOW (L/SEC)	MEDIA VOLUME (M³)	DIMENSIONS (MM)		
					A	B	C
VDF1000	0.785	12-33	9	0.942	1000	100	2550
VDF1200	1.1	16-46	13	1.32	1200	100	2550
VDF1500	1.76	26-74	21	2.12	1500	150	2550
VDF2000	3.14	47-132	37	3.76	2000	150	3100
VDF2200	3.8	57-160	44	4.56	2200	150	2950
VDF3000	7.07	106-297	82	8.48	3000	200	3200

• ABOVE “FLOW RANGE” IS BASED ON A SELECTED FILTER RATE (15 TO 42M3/HR/M2) WHICH WILL VARY ACCORDING TO THE APPLICATION

• REFER TO DATA SHEET/SALES OUTLINE FOR SPECIFIC DETAILS ON NOZZLE SIZE & LOCATION. THIS MAY VARY TO SUIT THE SPECIFIC SUPPLY CONTRACT/PROJECT REQUIREMENTS.

• FILTER MEDIA REQUIREMENTS WILL VARY ACCORDING TO THE TYPE OF MEDIA & THE APPLICATION



BERLIN FILTERS

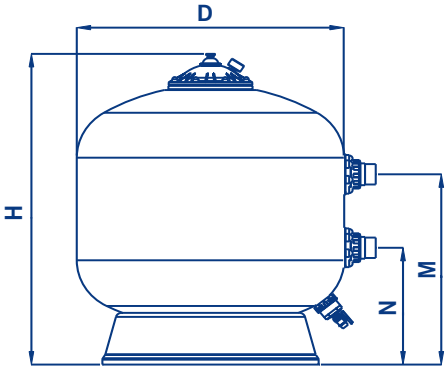
**Description:**

Fibreglass wound, with a dust-repellent coating, 400mm diameter lid fixed with S/S bolts. Complete with pressure gauge, manual air vent and water purge valves. Maximum operating pressure 250 kPa (2.5 bar). Test pressure: 375 kPa.



	Filter Area m³	Velocity m³/Hr/m²	Flow Rate m³/Hr	Sand Required (Kg)	Gravel Required (Kg)	Weight In Service (Kg)	Shipping Weight	H mm	D mm	M mm	N mm
BERLIN 900	0.6	25/35	15/21	525	N/R	860	52	1145	900	685	415
BERLIN 1050	0.86	25/35	21/30	575	300	1440	100	1300	1050	810	500
BERLIN 1200	1.13	25/35	28/39	800	300	1820	130	1450	1200	870	560

Model	Product Code	Connections	Rating
BERLIN D900 FILTER	00544	65MM	2.5 BAR
65MM MULTIPOINT VALVE COMPLETE	14837	65MM	-
BERLIN D1050 FILTER	00545	65MM	2.5 BAR
65MM MULTIPOINT VALVE COMPLETE	14837	65MM	-
BERLIN D1200 FILTER	00546	80MM	2.5 BAR
80MM MULTIPOINT VALVE COMPLETE	18515	80MM	-





BERLIN FILTERS WITH OC-1 FILTRATION MEDIA

**Description:**  
Fibreglass wound, with a dust-repellent coating, 400mm diameter lid fixed with S/S bolts. Complete with pressure gauge, manual air vent and water purge valves. Maximum operating pressure 250 kPa (2.5 bar). Test pressure: 375 kPa.  
All Berlin OC-1 Filters are supplied pre-loaded with OC-1 Filtration media.


**OC-1 Filtration Media - The future of swimming pool filtration**  
OC-1 is an open cell media that has very low resistance to allow more water to be turned over in a pool. It has a huge capacity to store debris and matches the filtration quality of sand and glass filter media. However unlike all other media, the flow rate will not slow down once a small amount of dirt is caught, therefore optimising your filtration system and resulting in healthier water for you and your clients.

**Light Weight** - Unlike sand, gravel and glass, OC-1 is incredibly lightweight so is easy to handle and transport.

**Save Power** - It can reduce variable speed pumps by around 20% to achieve the same water flow through the filter without compromise, producing impressive energy savings.

**Save Water** - The huge debris retention results in less back washing frequency. On new installations a smaller pump can be specified to produce the same flow – saving running costs and initial outlay.

**Save Time** - Due to its constant flow rate and huge debris capacity, OC-1 only needs to be backwashed once every 3 months.



Model	Product Code	Connections	Rating
BERLIN D900 FILTER - OC1	10021	65MM	2.5 BAR
65MM MULTIPORT VALVE COMPLETE	14837	65MM	-
BERLIN D1050 FILTER - OC1	10022	65MM	2.5 BAR
65MM MULTIPORT VALVE COMPLETE	14837	65MM	-
BERLIN D1200 FILTER - OC1	10023	80MM	2.5 BAR
80MM MULTIPORT VALVE COMPLETE	18515	80MM	-



COMMERCIAL POOLS

OC-1 media really excels in the commercial sector.

Potential savings in running costs come from the ability to reduce pumps speed or use smaller pumps, reduced backwashing and water consumption.



HIGH QUALITY FILTRATION

The debris capacity of OC-1 is more than 20 times that of sand or glass.

OC-1 removes 81% of 10 micron particles in a single pass and can even remove particles as small as 1 micron without flocculation or coagulation.



NEW INSTALLATIONS

The OC-1 filter range covers all applications from small domestic to the largest commercial installations.

EXISTING INSTALLATIONS

It is simple to convert an existing sand filter for use with OC-1.

For retrofitting to existing installations or for more information on OC-1, contact your Fluidra Commercial team member.

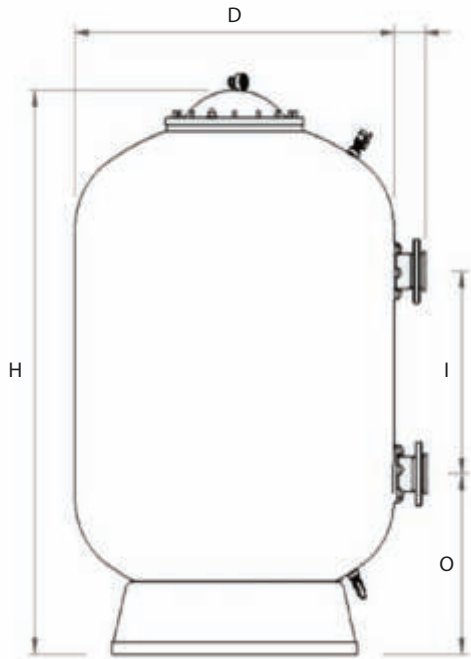
PRAGA FILTERS

**Description:**  
Bobbin wound fibreglass commercial filters with diameters from 1050mm to 3000mm. Filter lid is 400mm diameter with air purge valve, 20mm slotted laterals in parallel layout, sand dump port, water drain valve, pressure gauge panel. Maximum operating pressure 250 kPa and 400 kPa models available.

**Options:**  
Vinylester resin construction, multiport valve. Nozzle Collector Plate 0.5mm. See below.



	Filter Area m <sup>3</sup>	Velocity m <sup>3</sup> /Hr/m <sup>2</sup>	Flow Rate m <sup>3</sup> /Hr	Sand Required /kg	Sand Required* /kg	Weight In Service (Kg)	Shipping Weight (Kg)	H mm	Dmm	O mm	I mm
PRAGA 1050	0.86	25/35	21/30	950	300	2000	130	1640	1050	540	645
PRAGA 1200	1.13	25/35	28/40	1375	300	2700	165	1780	1200	570	640
PRAGA 1400	1.54	25/35	38/54	1650	450	3700	213	1755	1400	585	610
PRAGA 1600	2.01	25/35	50/70	2150	675	4900	270	1835	1600	680	515
PRAGA 1800	2.54	25/35	63/89	2800	750	6100	300	1875	1800	720	645
PRAGA 2000	3.14	25/35	78/110	3800	1050	7900	370	2040	2000	790	510
PRAGA 2200	3.8	25/35	95/133	4650	1900	11200	470	2390	2200	950	510
PRAGA 2350	4.34	25/35	108/152	5275	1800	12550	530	2520	2350	965	600
PRAGA 2500	4.9	25/35	122/172	5950	2200	13760	780	2550	2500	1080	450
PRAGA 3000	7.07	25/35	176/248	8600	3300	20200	1350	2750	3000	1110	440



PRAGA FILTERS

Model	Product Code	Connections	Rating
PRAGA FILTER 1050	00694	65MM	2.5 BAR
PRAGA FILTER 1050	00707	80MM	2.5 BAR
PRAGA FILTER 1200	00688	65MM	2.5 BAR
PRAGA FILTER 1200	00702	80MM	2.5 BAR
PRAGA FILTER 1400	00696	80MM	2.5 BAR
PRAGA FILTER 1400	00703	100MM	2.5 BAR
PRAGA FILTER 1600	00690	80MM	2.5 BAR
PRAGA FILTER 1600	00697	100MM	2.5 BAR
PRAGA FILTER 1800	00698	100MM	2.5 BAR
PRAGA FILTER 1800	33312	150MM	2.5 BAR
PRAGA FILTER 2000	05083	150MM	2.5 BAR
PRAGA FILTER 2200	56938	150MM	2.5 BAR
PRAGA FILTER 2350	04935	150MM	2.5 BAR
PRAGA FILTER 2500	08697	150MM	2.5 BAR
PRAGA FILTER 3000	08700	200MM	2.5 BAR

Model	Product Code	Connections	Rating
PRAGA FILTER 1050	00712	65MM	4 BAR
PRAGA FILTER 1050	00724	80MM	4 BAR
PRAGA FILTER 1200	00713	65MM	4 BAR
PRAGA FILTER 1200	00719	80MM	4 BAR
PRAGA FILTER 1400	00714	80MM	4 BAR
PRAGA FILTER 1400	00720	100MM	4 BAR
PRAGA FILTER 1600	09211	80MM	4 BAR
PRAGA FILTER 1600	00715	100MM	4 BAR
PRAGA FILTER 1800	00716	100MM	4 BAR
PRAGA FILTER 1800	00728	150MM	4 BAR
PRAGA FILTER 2000	05132	150MM	4 BAR
PRAGA FILTER 2200	57813	150MM	4 BAR
PRAGA FILTER 2350	09220	150MM	4 BAR
PRAGA FILTER 2500	09218	150MM	4 BAR
PRAGA FILTER 3000	09222	200MM	4 BAR

Nozzle Plate
PRAGA FILTER 1050
PRAGA FILTER 1200
PRAGA FILTER 1400
PRAGA FILTER 1600
PRAGA FILTER 1800
PRAGA FILTER 2000
PRAGA FILTER 2200
PRAGA FILTER 2350
PRAGA FILTER 2500
PRAGA FILTER 3000

PRAGA FILTERS WITH OC-1 FILTRATION MEDIA

**Description:**  
Bobbin wound fibreglass commercial filters with diameters from 1050mm to 2000mm. All Praga OC-1 Filters are supplied pre-loaded with OC-1 Filtration media.

**OC-1 Filtration Media - The future of swimming pool filtration**  
OC-1 is an open cell media that has very low resistance to allow more water to be turned over in a pool. It has a huge capacity to store debris and matches the filtration quality of sand and glass filter media. However unlike all other media, the flow rate will not slow down once a small amount of dirt is caught, therefore optimising your filtration system and resulting in healthier water for you and your clients.

**Light Weight** - Unlike sand, gravel and glass, OC-1 is incredibly lightweight so is easy to handle and transport.


**Save Power** - It can reduce variable speed pumps by around 20% to achieve the same water flow through the filter without compromise, producing impressive energy savings.

**Save Water** - The huge debris retention results in less back washing frequency. On new installations a smaller pump can be specified to produce the same flow – saving running costs and initial outlay.

**Save Time** - Due to its constant flow rate and huge debris capacity, OC-1 only needs to be backwashed once every 3 months.



SUPPLIED WITH OC-1 MEDIA



Model	Product Code	Connections	Rating
PRAGA OC-1 FILTER 1050	10033	80MM	2.5 BAR
PRAGA OC-1 FILTER 1200	10035	80MM	2.5 BAR
PRAGA OC-1 FILTER 1400	10036	100MM	2.5 BAR
PRAGA OC-1 FILTER 1600	10037	100MM	2.5 BAR
PRAGA OC-1 FILTER 1800	10038	100MM	2.5 BAR
PRAGA OC-1 FILTER 2000	10039	150MM	2.5 BAR



COMMERCIAL POOLS

**OC-1 media** really excels in the commercial sector.

Potential savings in running costs come from the ability to reduce pumps speed or use smaller pumps, reduced backwashing and water consumption.



HIGH QUALITY FILTRATION

The debris capacity of **OC-1** is more than 20 times that of sand or glass.

**OC-1** removes 81% of 10 micron particles in a single pass and can even remove particles as small as 1 micron without flocculation or coagulation.



NEW INSTALLATIONS

The **OC-1** filter range covers all applications from small domestic installations.

**EXISTING INSTALLATIONS**

It is simple to convert an existing sand filter for use with **OC-1**.

For retrofitting to existing installations or for more information on OC-1, contact your Fluidra Commercial team member.



OSLO FILTERS

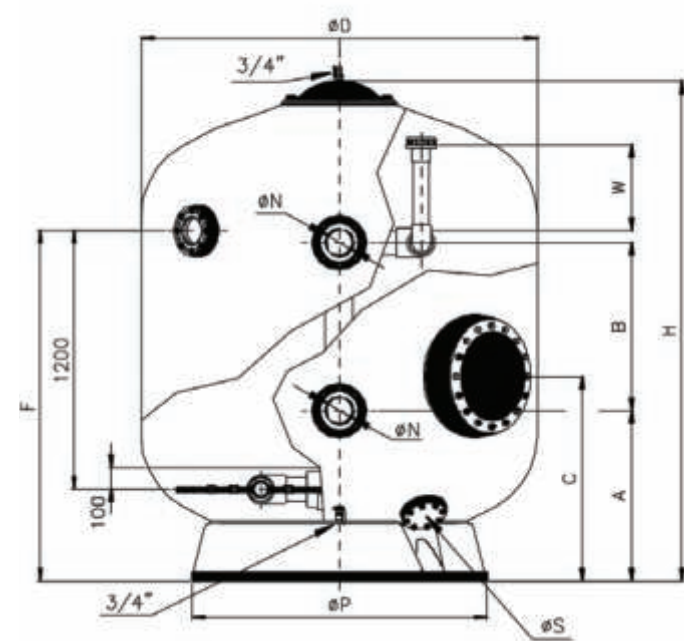
**Description:**  
Vertical high performance bobbin wound fibreglass filter. Equipped with pressure gauge, manual air vent, water purge and laterals with 0.3mm slots.

**Options:**  
Nozzle collector plate with 0.5mm slots. Side manhole. Additional sightglass. Vinylester internal lining. Models available for maximum working pressure 250 kPa (2.5 bar) and 400 kPa (4.0 bar).

**Warranty:**  
Refer to [www.astralpool.com.au](http://www.astralpool.com.au) for all warranty details.



	Filter Area m³	Velocity m³/Hr/m²	Flow Rate m³/Hr	Sand Required	Gravel Required*	Weight In Service (Kg)	Shipping Weight (Kg)	H mm	Dmm	A mm	B mm
OSLO 1050	0.86	25/35	21/30	1300	300	2450	207	2070	1050	650	940
OSLO 1200	1.13	25/35	28/40	1775	350	3000	234	2080	1200	670	920
OSLO 1400	1.54	25/35	38/54	2300	500	4300	294	2175	1400	680	820
OSLO 1600	2.01	25/35	50/70	3000	775	5825	360	2310	1600	780	800
OSLO 1800	2.54	25/35	63/89	3800	850	7300	416	2320	1800	790	780
OSLO 2000	3.14	25/35	78/110	4650	1150	9000	483	2460	2000	790	840
OSLO 2350	4.34	25/35	108/152	6300	1800	13750	651	2720	2350	1065	700
OSLO 2500	4.9	25/35	122/172	7075	1975	14885	820	2750	2500	1125	450
OSLO 3000	7.07	25/35	176/248	10575	3850	21615	1300	2950	3000	1150	600



OSLO FILTERS

Model	Product Code	Connections	Rating
OSLO FILTER 1050	04611	65MM	2.5 BAR
OSLO FILTER 1050	04612	80MM	2.5 BAR
OSLO FILTER 1200	04613	65MM	2.5 BAR
OSLO FILTER 1200	04650	80MM	2.5 BAR
OSLO FILTER 1400	04615	80MM	2.5 BAR
OSLO FILTER 1400	04616	100MM	2.5 BAR
OSLO FILTER 1600	04619	100MM	2.5 BAR
OSLO FILTER 1800	04624	150MM	2.5 BAR
OSLO FILTER 2000	04652	150MM	2.5 BAR
OSLO FILTER 2350	08694	150MM	2.5 BAR
OSLO FILTER 2500	08704	150MM	2.5 BAR
OSLO FILTER 2500	08706	200MM	2.5 BAR
OSLO FILTER 3000	08708	250MM	2.5 BAR

Model	Product Code	Connections	Rating
OSLO FILTER 1050	05168	65MM	4 BAR
OSLO FILTER 1050	05173	80MM	4 BAR
OSLO FILTER 1200	05169	65MM	4 BAR
OSLO FILTER 1200	05174	80MM	4 BAR
OSLO FILTER 1400	07436	80MM	4 BAR
OSLO FILTER 1400	07437	100MM	4 BAR
OSLO FILTER 1600	05170	100MM	4 BAR
OSLO FILTER 1800	07439	150MM	4 BAR
OSLO FILTER 2000	05176	150MM	4 BAR
OSLO FILTER 2350	05177	150MM	4 BAR
OSLO FILTER 2500	08712	150MM	4 BAR
OSLO FILTER 2500	08714	200MM	4 BAR
OSLO FILTER 3000	08716	250MM	4 BAR

Nozzle Plate
1050 NOZZLE PLATE
1200 NOZZLE PLATE
1400 NOZZLE PLATE
1600 NOZZLE PLATE
1800 NOZZLE PLATE
2000 NOZZLE PLATE
2200 NOZZLE PLATE
2350 NOZZLE PLATE
2500 NOZZLE PLATE
3000 NOZZLE PLATE

RODAS FILTERS

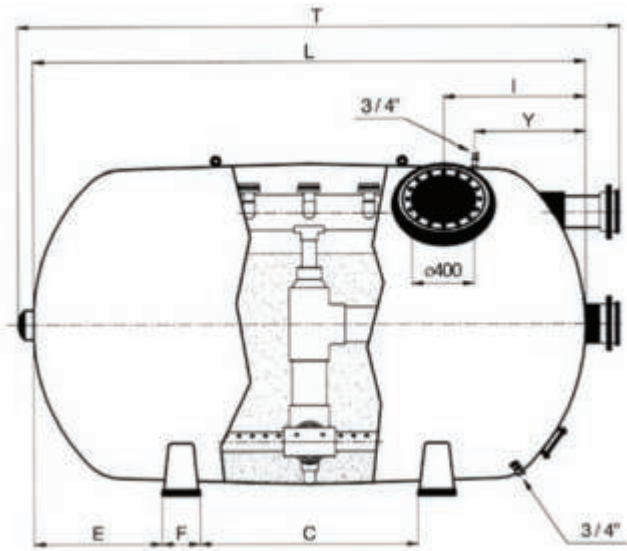
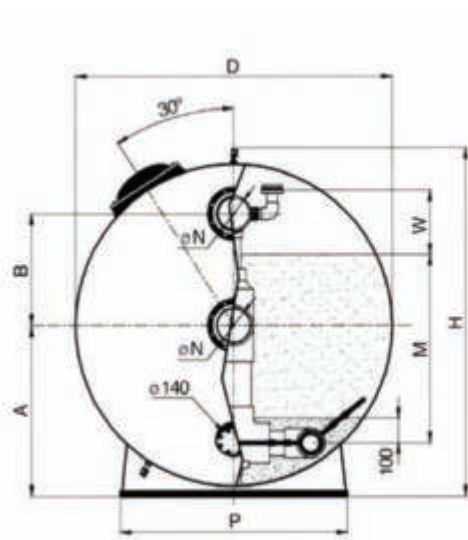
**Description:**  
Fibreglass horizontal commercial sand filters 1050-2500mm diameter. Maximum operating temperature 50°C. Tested at 1.5 times maximum operating pressure. Equipped with pressure gauge panel, manual air, water purge and 400mm loading access. Internal components and pipe in PVC. Laterals 0.3 mm slots in PP. Bolts, nuts and washers in AISI-316. EPDM seals and gaskets.

**Options:**  
Options for side opening placement. Vinylester internal lining for ozone treated pools. Sightglass 135mm and 400mm side manhole.



	Filter Area m²	Velocity m³/Hr/m²	Flow Rate m³/Hr	Sand Required	Gravel Required*	Weight In Service (Kg)	Shipping Weight	H mm	Dmm	Length	A mm	B mm
RODAS FILTER D1050 X 1900	1.72	30	52	950	350	2530	270	1260	1050	1900	630	325
RODAS FILTER D1050 X 1900	1.72	40	69	950	350	2530	270	1260	1050	1900	630	325
RODAS FILTER D1050 X 2300	2.12	20	42	1250	475	3100	330	1260	1050	2300	630	325
RODAS FILTER D1050 X 2500	2.32	20	46	1525	575	3380	355	1260	1050	2500	630	325
RODAS FILTER D1050 X 2700	2.51	20	50	1800	700	3670	380	1260	1050	2700	630	325
RODAS FILTER D1050 X 3000	2.81	40	112	2025	775	4100	420	1260	1050	3000	630	325
RODAS FILTER D1200 X 1900	1.96	20	39	1100	425	3220	310	1390	1200	1900	725	325
RODAS FILTER D1200 X 2300	2.42	40	97	1425	550	3960	375	1390	1200	2300	725	325
RODAS FILTER D1200 X 2500	2.65	40	106	1750	700	4320	410	1390	1200	2500	725	325
RODAS FILTER D1200 X 2700	2.87	40	115	2075	825	4690	440	1390	1200	2700	725	325
RODAS FILTER D1200 X 3000	3.21	49	129	2325	925	5240	480	1390	1200	3000	725	325
RODAS FILTER D1400 X 1900	2.23	20	45	2100	575	4250	385	1600	1400	1900	810	390
RODAS FILTER D1400 X 2500	3.02	40	121	2825	800	5740	485	1600	1400	2500	810	390
RODAS FILTER D1400 X 3000	3.67	30	110	3450	1000	6990	585	1600	1400	3000	810	390
RODAS FILTER D1600 X 1900	2.47	40	99	2850	600	5420	450	1830	1600	1900	925	475
RODAS FILTER D1600 X 2500	3.36	30	101	3875	850	7400	570	1830	1600	2500	925	475
RODAS FILTER D1600 X 3000	4.1	30	123	4750	1050	9020	685	1830	1600	3000	925	475
RODAS FILTER D1800 X 2500	3.74	30	112	4850	975	9170	680	2050	1600	2500	1040	550
RODAS FILTER D1800 X 3000	4.48	30	137	5925	1225	11230	805	2050	1800	3000	1040	550
RODAS FILTER D1800 X 3500	5.41	40	216	7000	1475	13290	930	2050	1800	3500	1040	550
RODAS FILTER D1800 X 4000	6.25	40	250	8075	1700	15530	1055	2050	1800	4000	1040	550
RODAS FILTER D2000 X 2500	4.34	30	130	6575	1050	11300	795	2220	2000	2500	1090	710
RODAS FILTER D2000 X 3000	5.3	30	159	8025	1300	13790	945	2220	2000	3000	1090	710
RODAS FILTER D2000 X 3500	6.25	40	250	9475	1550	16280	1100	2220	2000	3500	1090	710
RODAS FILTER D2000 X 4000	7.21	40	288	12375	1800	18780	1260	2220	2000	4000	1090	710
RODAS FILTER D2000 X 4500	8.16	30	245	12375	2075	21380	1420	2220	2000	4500	1090	710
RODAS FILTER D2350 X 3000	5.94	40	238	9300	2575	18300	1150	2560	2350	3000	1270	710
RODAS FILTER D2350 X 3500	7.06	40	282	11050	3125	21790	1300	2560	2350	3500	1270	710
RODAS FILTER D2350 X 4000	8.17	30	245	12800	3650	25280	1450	2560	2350	4000	1270	710
RODAS FILTER D2350 X 4500	9.28	30	279	14525	4200	28880	1600	2560	2350	4500	1270	710
RODAS FILTER D2350 X 5000	10.4	40	416	16250	4750	32380	1750	2560	2350	5000	1270	710
RODAS FILTER D2500 X 3500	7.34	40	297	11657	3175	24320	1505	2710	2500	3500	1360	710
RODAS FILTER D2500 X 4000	8.62	30	258	13500	3725	28250	1670	2710	2500	4000	1360	710
RODAS FILTER D2500 X 4500	9.8	40	392	15350	4300	32300	1835	2710	2500	4500	1360	710
RODAS FILTER D2500 X 5000	10.98	40	439	17200	4850	36230	2000	2710	2500	5000	1360	710

RODAS FILTERS





RODAS FILTERS CONTINUED - 2.5 BAR

Model	Product Code	Connections	Rating
RODAS FILTER D1050 X 1900	05105	80MM	2.5 BAR
RODAS FILTER D1050 X 1900	05108	100MM	2.5 BAR
RODAS FILTER D1050 X 2300	11331	100MM	2.5 BAR
RODAS FILTER D1050 X 2500	24842	100MM	2.5 BAR
RODAS FILTER D1050 X 2700	11334	100MM	2.5 BAR
RODAS FILTER D1050 X 3000	22647	100MM	2.5 BAR
RODAS FILTER D1050 X 3000	22649	150MM	2.5 BAR
RODAS FILTER D1200 X 1900	22650	100MM	2.5 BAR
RODAS FILTER D1200 X 2300	22653	100MM	2.5 BAR
RODAS FILTER D1200 X 2300	22655	150MM	2.5 BAR
RODAS FILTER D1200 X 2500	24845	100MM	2.5 BAR
RODAS FILTER D1200 X 2700	22656	100MM	2.5 BAR
RODAS FILTER D1200 X 2700	22658	150MM	2.5 BAR
RODAS FILTER D1200 X 3000	22659	100MM	2.5 BAR
RODAS FILTER D1200 X 3000	22661	150MM	2.5 BAR
RODAS FILTER D1400 X 1900	24848	100MM	2.5 BAR
RODAS FILTER D1400 X 2500	24854	100MM	2.5 BAR
RODAS FILTER D1400 X 2500	24856	150MM	2.5 BAR
RODAS FILTER D1400 X 3000	24861	150MM	2.5 BAR
RODAS FILTER D1600 X 1900	22662	100MM	2.5 BAR
RODAS FILTER D1600 X 1900	22664	150MM	2.5 BAR
RODAS FILTER D1600 X 2500	24867	150MM	2.5 BAR
RODAS FILTER D1600 X 3000	22672	150MM	2.5 BAR
RODAS FILTER D1800 X 2500	24876	150MM	2.5 BAR
RODAS FILTER D1800 X 3000	24882	150MM	2.5 BAR
RODAS FILTER D1800 X 3500	24889	200MM	2.5 BAR
RODAS FILTER D1800 X 4000	24895	200MM	2.5 BAR
RODAS FILTER D2000 X 2500	05106	150MM	2.5 BAR
RODAS FILTER D2000 X 3000	24900	150MM	2.5 BAR
RODAS FILTER D2000 X 3500	05104	150MM	2.5 BAR
RODAS FILTER D2000 X 3500	05110	200MM	2.5 BAR
RODAS FILTER D2000 X 4000	24908	150MM	2.5 BAR
RODAS FILTER D2000 X 4000	24910	200MM	2.5 BAR
RODAS FILTER D2000 X 4500	24915	200MM	2.5 BAR
RODAS FILTER D2350 X 3000	24917	150MM	2.5 BAR
RODAS FILTER D2350 X 3000	24919	200MM	2.5 BAR
RODAS FILTER D2350 X 3500	17120	150MM	2.5 BAR
RODAS FILTER D2350 X 3500	17121	200MM	2.5 BAR
RODAS FILTER D2350 X 4000	24927	200MM	2.5 BAR
RODAS FILTER D2350 X 4500	22675	200MM	2.5 BAR
RODAS FILTER D2350 X 5000	24937	300MM	2.5 BAR
RODAS FILTER D2500 X 3500	24938	150MM	2.5 BAR
RODAS FILTER D2500 X 3500	24940	200MM	2.5 BAR
RODAS FILTER D2500 X 4000	22678	200MM	2.5 BAR
RODAS FILTER D2500 X 4500	24949	300MM	2.5 BAR
RODAS FILTER D2500 X 5000	22682	300MM	2.5 BAR

RODAS FILTERS - 4 BAR

Model	Product Code	Connections	Rating
RODAS FILTER D1050 X 1900	07125	80MM	4 BAR
RODAS FILTER D1050 X 1900	07126	100MM	4 BAR
RODAS FILTER D1050 X 2300	11321	100MM	4 BAR
RODAS FILTER D1050 X 2500	25016	100MM	4 BAR
RODAS FILTER D1050 X 2700	11326	100MM	4 BAR
RODAS FILTER D1050 X 3000	22683	100MM	4 BAR
RODAS FILTER D1050 X 3000	20895	150MM	4 BAR
RODAS FILTER D1200 X 1900	22687	100MM	4 BAR
RODAS FILTER D1200 X 2300	22688	100MM	4 BAR
RODAS FILTER D1200 X 2300	20897	150MM	4 BAR
RODAS FILTER D1200 X 2500	25019	100MM	4 BAR
RODAS FILTER D1200 X 2700	22690	100MM	4 BAR
RODAS FILTER D1200 X 2700	20898	150MM	4 BAR
RODAS FILTER D1200 X 3000	22692	100MM	4 BAR
RODAS FILTER D1200 X 3000	20899	150MM	4 BAR
RODAS FILTER D1400 X 1900	25022	100MM	4 BAR
RODAS FILTER D1400 X 2500	25028	100MM	4 BAR
RODAS FILTER D1400 X 2500	25030	150MM	4 BAR
RODAS FILTER D1400 X 3000	25035	150MM	4 BAR
RODAS FILTER D1600 X 1900	22694	100MM	4 BAR
RODAS FILTER D1600 X 1900	20900	150MM	4 BAR
RODAS FILTER D1600 X 2500	25041	150MM	4 BAR
RODAS FILTER D1600 X 3000	22701	150MM	4 BAR
RODAS FILTER D1800 X 2500	25050	150MM	4 BAR
RODAS FILTER D1800 X 3000	25056	150MM	4 BAR
RODAS FILTER D1800 X 3500	25063	200MM	4 BAR
RODAS FILTER D1800 X 4000	25069	200MM	4 BAR
RODAS FILTER D2000 X 2500	07128	150MM	4 BAR
RODAS FILTER D2000 X 3000	25074	150MM	4 BAR
RODAS FILTER D2000 X 3500	07130	150MM	4 BAR
RODAS FILTER D2000 X 3500	07132	200MM	4 BAR
RODAS FILTER D2000 X 4000	25082	150MM	4 BAR
RODAS FILTER D2000 X 4000	25084	200MM	4 BAR
RODAS FILTER D2000 X 4500	25089	200MM	4 BAR
RODAS FILTER D2350 X 3000	25091	150MM	4 BAR
RODAS FILTER D2350 X 3000	25093	200MM	4 BAR
RODAS FILTER D2350 X 3500	22702	150MM	4 BAR
RODAS FILTER D2350 X 3500	22704	200MM	4 BAR
RODAS FILTER D2350 X 4000	25101	200MM	4 BAR
RODAS FILTER D2350 X 4500	22706	200MM	4 BAR
RODAS FILTER D2350 X 5000	25111	300MM	4 BAR
RODAS FILTER D2500 X 3500	25112	150MM	4 BAR
RODAS FILTER D2500 X 3500	25114	200MM	4 BAR
RODAS FILTER D2500 X 4000	22709	200MM	4 BAR
RODAS FILTER D2500 X 4500	25123	300MM	4 BAR
RODAS FILTER D2500 X 5000	22713	300MM	4 BAR

# FLUIDRA COMMERCIAL VALVES AND FITTINGS

Cepex, part of Fluidra, is a leading European manufacturer of thermoplastic valves and fittings for swimming pools, irrigation, and industrial markets. With a global presence in 46 countries through 136 sales branches, Cepex focuses on innovation, advanced technology, and top-quality production.



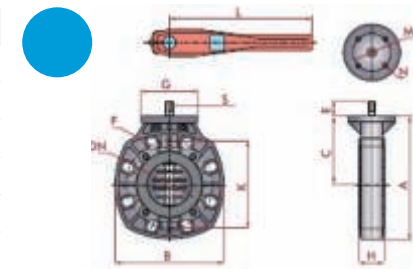
The company emphasizes excellent customer service, environmental responsibility, and continuous research. Its products are certified for quality (ISO 9001) and environmental management (ISO 14001), ensuring reliable and eco-friendly solutions worldwide.



## Butterfly Valves

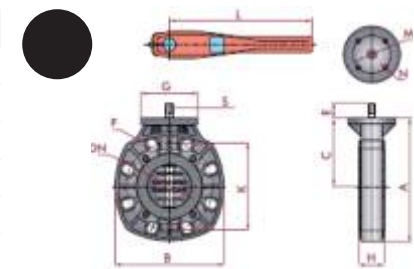
### CLASSIC BUTTERFLY VALVE - ZINC SHAFT, EPDM SEAL

PIPE SIZE	CODE	DIM "L"	DIM "H"	DIM ""B"	PN
50/65MM	02581	228	48	165	10
80MM	02582	263	53	200	10
100MM	02583	263	60	229	10
125MM	02585	350	66	250	10
150MM	02586	350	72	285	6
200MM	02587	390	73	340	6



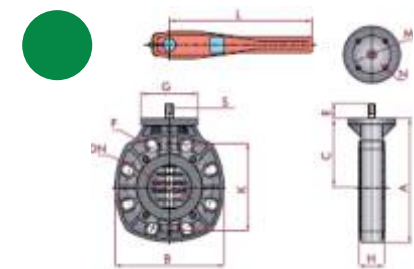
### CLASSIC BUTTERFLY VALVE - AISI316 SHAFT, EPDM SEAL

PIPE SIZE	CODE	DIM "L"	DIM "H"	DIM ""B"	PN
50/65MM	16707	228	48	165	10
80MM	16708	263	53	200	10
100MM	16709	263	60	229	10
125MM	16710	350	66	250	10
150MM	16711	350	72	285	6
200MM	16712	390	73	340	6



### CLASSIC BUTTERFLY VALVE - AISI316 SHAFT, VITON SEAL

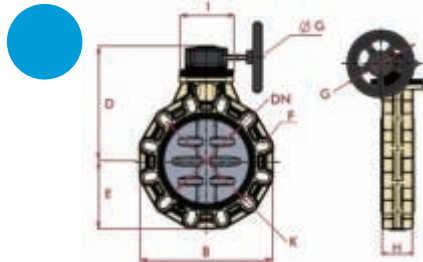
PIPE SIZE	CODE	DIM "L"	DIM "H"	DIM ""B"	PN
50/65MM	16713	228	48	165	10
80MM	16714	263	53	200	10
100MM	16715	263	60	229	10
125MM	16716	350	66	250	10
150MM	16717	350	72	285	6
200MM	16718	390	73	340	6





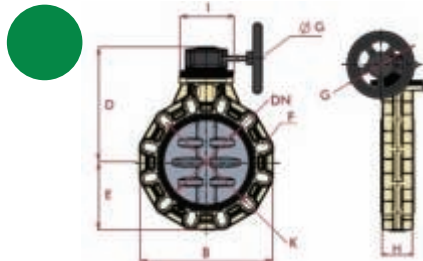
GEARED INDUSTRIAL BUTTERFLY VALVE - AISI630 SHAFT, EPDM SEAL

PIPE SIZE	CODE	DIM "G"	DIM "H"	DIM ""B"	PN
50/65MM	34466	125	45	156	10
80MM	34467	125	48	190	10
100MM	34468	125	54	212	10
125MM	34469	160	64	238	10
150MM	34470	160	70	265	10
200MM	34471	160	71	320	10
250MM	34472	200	112	392	6
300MM	32738	200	114	470	6



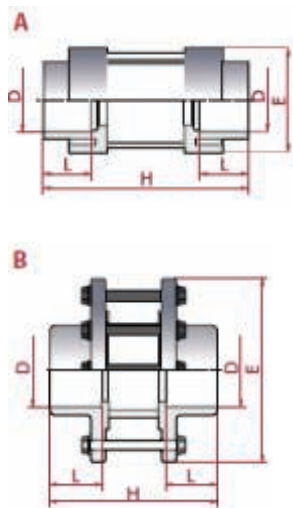
GEARED INDUSTRIAL BUTTERFLY VALVE - AISI630 SHAFT, VITON SEAL

PIPE SIZE	CODE	DIM "G"	DIM "H"	DIM ""B"	PN
50/65MM	34473	125	45	156	10
80MM	34474	125	48	190	10
100MM	34475	125	54	212	10
125MM	34476	160	64	238	10
150MM	34477	160	70	265	10
200MM	34478	160	71	320	10
250MM	34479	200	112	392	6
300MM	32739	200	114	470	6



SIGHT GLASSES (SOLVENT SOCKET)

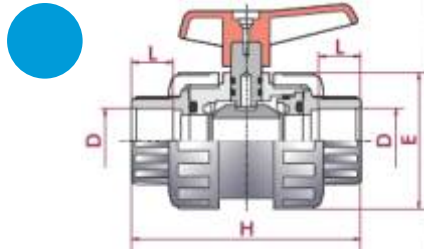
PIPE SIZE	CODE	TYPE A/B	DIM "H"	DIM "E"	PN
40MM	21082	A	130	80	6
50MM	21083	A	159	92	6
65MM	02389	B	165	185	10
80MM	21084	B	180	200	10
100MM	21085	B	250	220	10
150MM	02394	B	360	285	10
200MM	02396	B	420	315	10



Ball Valves Solvent

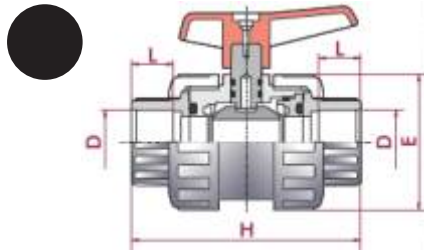
PVC STANDARD BALL VALVE - HDPE/EPDM (SOLVENT SOCKET)

PIPE SIZE	CODE	DIM "L"	DIM "H"	DIM "E"	PN
15MM	07266	16	84	52	16
20MM	07267	19	108	62	16
25MM	07268	22	124	70	16
32MM	07269	26	142	84	16
40MM	07270	31	167	104	16
50MM	07271	38	198	120	16
65MM	02459	44	232	148	10
80MM	07273	51	269	179	10
100MM	27251	63	359	228	10



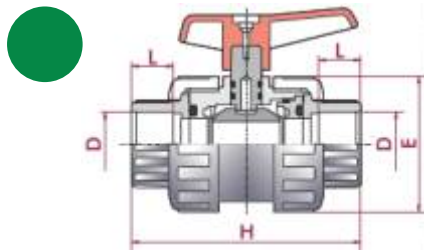
PVC STANDARD BALL VALVE - TEFLON/EPDM (SOLVENT SOCKET)

PIPE SIZE	CODE	DIM "L"	DIM "H"	DIM "E"	PN
15MM	07276	16	84	52	16
20MM	07277	19	108	62	16
25MM	07278	22	124	70	16
32MM	07279	26	142	84	16
40MM	07280	31	167	104	16
50MM	07281	38	198	120	16
65MM	02476	44	232	148	10
80MM	07283	51	269	179	10
100MM	27252	63	359	228	10



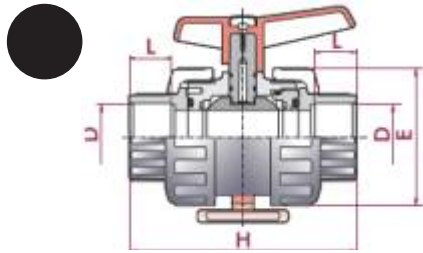
PVC STANDARD BALL VALVE - TEFLON/VITON (SOLVENT SOCKET)

PIPE SIZE	CODE	DIM "L"	DIM "H"	DIM "E"	PN
15MM	21087	16	84	52	16
20MM	21088	19	108	62	16
25MM	21089	22	124	70	16
32MM	21090	26	142	84	16
40MM	21091	31	167	104	16
50MM	21092	38	198	120	16
65MM	02492	44	232	148	10
80MM	21093	51	269	179	10
100MM	27253	63	359	228	10



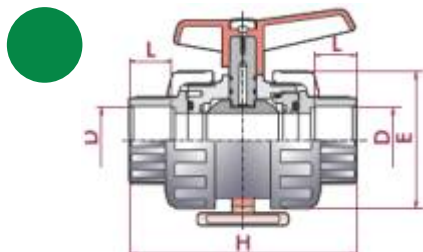
INDUSTRIAL BALL VALVE - TEFLON/EPDM (SOLVENT SOCKET)

PIPE SIZE	CODE	DIM "L"	DIM "H"	DIM "E"	PN
15MM	18494	16	84	52	16
20MM	18495	19	108	62	16
25MM	18496	22	124	70	16
32MM	18497	26	142	84	16
40MM	18498	31	167	104	16
50MM	18499	38	198	120	16
65MM	18441	44	232	148	10
80MM	18500	51	269	179	10
100MM	27249	63	359	228	10



INDUSTRIAL BALL VALVE - TEFLON/VITON (SOLVENT SOCKET)

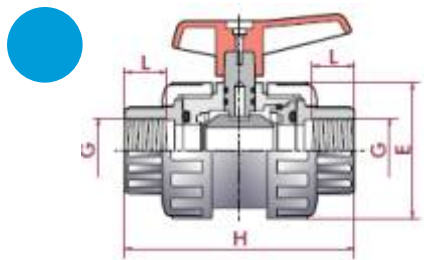
PIPE SIZE	CODE	DIM "L"	DIM "H"	DIM "E"	PN
15MM	21096	16	84	52	16
20MM	21097	19	108	62	16
25MM	21098	22	124	70	16
32MM	21099	26	142	84	16
40MM	21100	31	167	104	16
50MM	21101	38	198	120	16
65MM	18450	44	232	148	10
80MM	21102	51	269	179	10
100MM	27250	63	359	228	10



Ball Valves Threaded

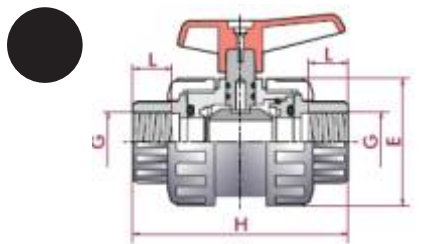
PVC STANDARD BALL VALVE - HDPE/EPDM (BSP FEMALE THREAD)

PIPE SIZE	CODE	DIM "L"	DIM "H"	DIM "E"	PN
1/2"	02462	16	84	52	16
3/4"	02463	19	108	62	16
1"	02464	22	124	70	16
1 1/4"	02465	26	142	84	16
1 1/2"	02466	31	167	104	16
2"	02467	38	198	120	16
2 1/2"	02468	44	232	148	10
3"	02469	51	269	179	10
4"	22798	63	359	228	10



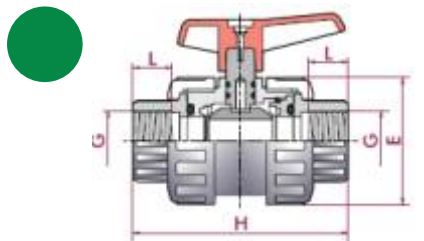
PVC STANDARD BALL VALVE - TEFLON/EPDM (BSP FEMALE THREAD)

PIPE SIZE	CODE	DIM "L"	DIM "H"	DIM "E"	PN
1/2"	02478	16	84	52	16
3/4"	02479	19	108	62	16
1"	02480	22	124	70	16
1 1/4"	02481	26	142	84	16
1 1/2"	02482	31	167	104	16
2"	02483	38	198	120	16
2 1/2"	02484	44	232	148	10
3"	02485	51	269	179	10
4"	22066	63	359	228	10



PVC STANDARD BALL VALVE - TEFLON/VITON (BSP FEMALE THREAD)

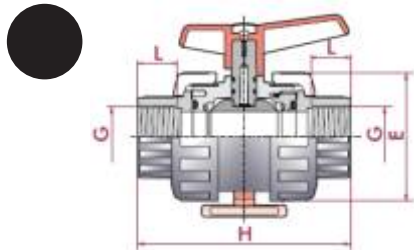
PIPE SIZE	CODE	DIM "L"	DIM "H"	DIM "E"	PN
1/2"	02494	16	84	52	16
3/4"	02495	19	108	62	16
1"	02496	22	124	70	16
1 1/4"	02497	26	142	84	16
1 1/2"	02498	31	167	104	16
2"	02499	38	198	120	16
2 1/2"	02500	44	232	148	10
3"	02501	51	269	179	10
4"	26443	63	359	228	10





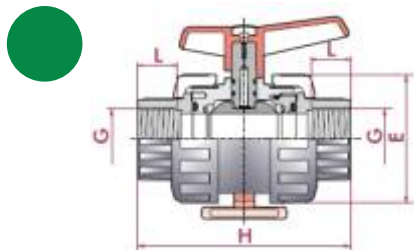
INDUSTRIAL BALL VALVE - TEFLON/EPDM (BSP FEMALE THREAD)

PIPE SIZE	CODE	DIM "L"	DIM "H"	DIM "E"	PN
1/2"	18454	16	84	52	16
3/4"	18455	19	108	62	16
1"	18456	22	124	70	16
1 1/4"	18457	26	142	84	16
1 1/2"	18458	31	167	104	16
2"	18459	38	198	120	16
2 1/2"	18460	44	232	148	10
3"	18461	51	269	179	10
4"	22800	63	359	228	10



INDUSTRIAL BALL VALVE - TEFLON/VITON (BSP FEMALE THREAD)

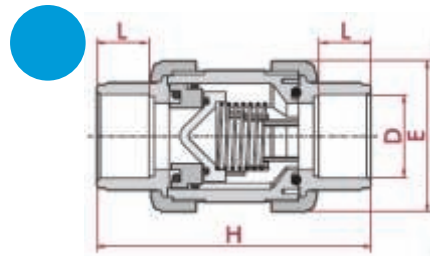
PIPE SIZE	CODE	DIM "L"	DIM "H"	DIM "E"	PN
1/2"	18464	16	84	52	16
3/4"	18465	19	108	62	16
1"	18746	22	124	70	16
1 1/4"	18467	26	142	84	16
1 1/2"	18468	31	167	104	16
2"	18469	38	198	120	16
2 1/2"	18470	44	232	148	10
3"	18471	51	269	179	10
4"	22802	63	359	228	10



Check Valves

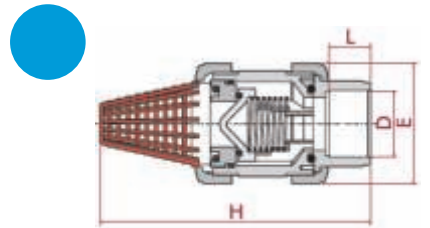
PVC SPRING CHECK VALVE - EPDM (SOLVENT SOCKET)

PIPE SIZE	CODE	DIM "L"	DIM "H"	DIM "E"	PN
20MM	09111	19	108	62	16
25MM	09112	22	119	70	16
32MM	09113	26	142	84	16
40MM	09114	31	162	94	16
50MM	09115	38	192	117	16
65MM	09017	44	232	148	10
80MM	09117	51	269	179	10
100MM	09118	61	279	179	10



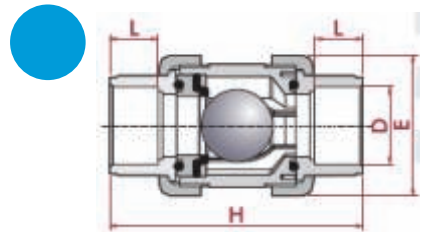
PVC SPRING CHECK FOOT VALVE - EPDM (SOLVENT SOCKET)

PIPE SIZE	CODE	DIM "L"	DIM "H"	DIM "E"	PN
20MM	09101	19	130	62	16
25MM	09102	22	154	70	16
32MM	09103	26	176	84	16
40MM	09104	31	202	94	16
50MM	09105	38	239	117	16
65MM	08997	44	306	148	10
80MM	09107	51	362	179	10
100MM	09108	61	367	179	10



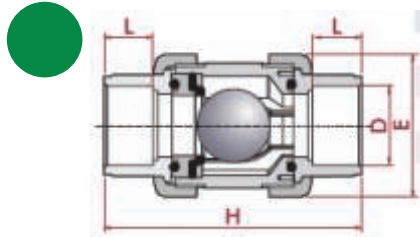
PVC BALL CHECK VALVE - EPDM (SOLVENT SOCKET)

PIPE SIZE	CODE	DIM "L"	DIM "H"	DIM "E"	PN
15MM	33010	16	84	52	16
20MM	33011	19	108	62	16
25MM	33012	22	119	70	16
32MM	33013	26	142	84	16
40MM	33014	31	162	94	16
50MM	33015	38	192	117	16



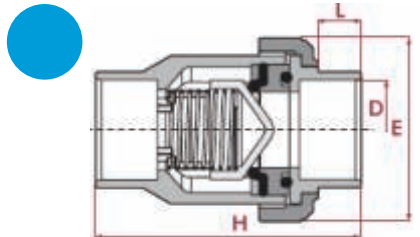
PVC BALL CHECK VALVE - VITON (SOLVENT SOCKET)

PIPE SIZE	CODE	DIM "L"	DIM "H"	DIM "E"	PN
15MM	33016	16	84	52	16
20MM	33017	19	108	62	16
25MM	33018	22	119	70	16
32MM	33019	26	142	84	16
40MM	33020	31	162	94	16
50MM	33021	38	192	117	16



PVC UNIBLOC CHECK VALVE - EPDM (SOLVENT SOCKET)

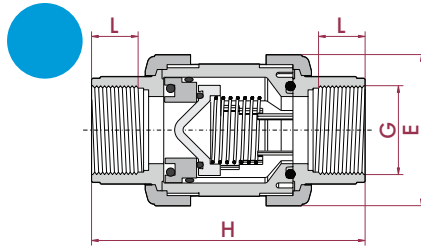
PIPE SIZE	CODE	DIM "L"	DIM "H"	DIM "E"	PN
20MM	36771	19	103	60	16
25MM	36772	22	117	69	16
32MM	36773	26	135	84	16
40MM	36774	31	135	94	16
50MM	36775	38	169	116	16
65MM	36565	44	220	128	10
80MM	36776	51	256	178	10
100MM	36777	63	331	228	10



Check Valves (Threaded)

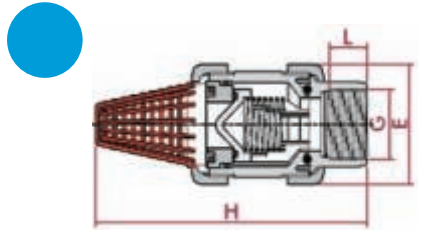
PVC SPRING CHECK VALVE - EPDM (THREADED BSPF)

PIPE SIZE	CODE	DIM "L"	DIM "H"	DIM "E"	PN
1/2"	09021	16	84	52	16
3/4"	09022	19	108	62	16
1"	09023	22	119	70	16
1 1/4"	09024	26	142	84	16
1 1/2"	09025	31	162	94	16
2"	09026	38	192	117	16
2 1/2"	09027	44	232	148	10
3"	09028	51	269	179	10
4"	37077	61	279	179	10



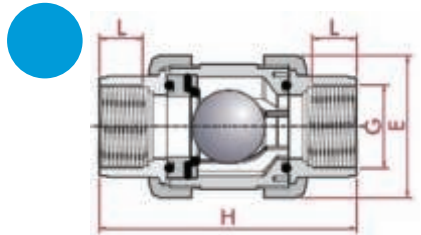
PVC SPRING CHECK FOOT VALVE - EPDM (THREADED BSPF)

PIPE SIZE	CODE	DIM "L"	DIM "H"	DIM "E"	PN
1/2"	09001	16	107	52	16
3/4"	09002	19	130	62	16
1"	09003	22	154	70	16
1 1/4"	09004	26	176	84	16
1 1/2"	09005	31	202	94	16
2"	09006	38	239	117	16
2 1/2"	09007	44	306	148	10
3"	09008	51	362	179	10
4"	09009	61	367	179	10



PVC BALL CHECK VALVE - EPDM (THREADED BSPF)

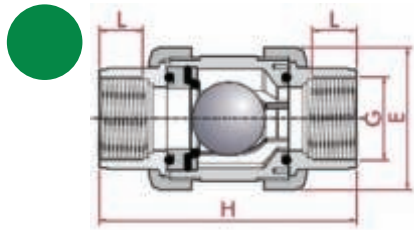
Discount Group: D1						
PIPE SIZE	CODE	DIM "L"	DIM "H"	DIM "E"	PN	LIST EX GST
1/2"	22061	16	84	52	16	\$37.50
3/4"	22062	19	108	62	16	\$43.50
1"	22085	22	119	70	16	\$62.00
1 1/4"	22086	26	142	84	16	\$71.00
1 1/2"	25699	31	162	94	16	\$96.00
2"	25700	38	192	117	16	\$135.00
2 1/2"	22087	44	232	148	10	\$278.00
3"	22088	51	269	179	10	\$399.00
4"	22089	61	279	179	10	\$416.00





PVC BALL CHECK VALVE - VITON (THREADED BSPF)

PIPE SIZE	CODE	DIM "L"	DIM "H"	DIM "E"	PN
1/2"	22243	16	84	52	16
3/4"	22244	19	108	62	16
1"	22267	22	119	70	16
1 1/4"	22268	26	142	84	16
1 1/2"	25703	31	162	94	16
2"	25704	38	192	117	16
2 1/2"	22269	44	232	148	10
3"	22270	51	269	179	10
4"	22893	61	279	179	10



WAFER CHECK VALVE - EPDM

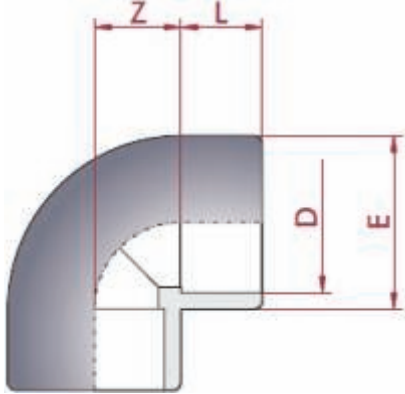
PIPE SIZE	CODE	DIM "A"	DIM "B"	DIM "C"	PN
65MM	08984	129	20	40	6
80MM	08985	144	20	52	6
100MM	08986	164	22	70	6
125MM	08987	195	23	92	6
150MM	08988	220	25	112	6
200MM	08989	275	35	150	6
250MM	41865	330	40	189	6
300MM	37057	380	45	226	6



Fittings

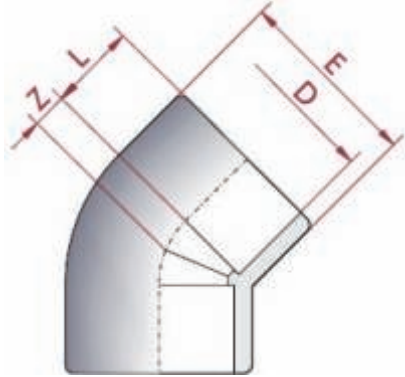
90 DEGREE ELBOW - SOLVENT SOCKET

PIPE SIZE	CODE	DIM "L"	DIM "Z"	DIM "E"	PN
15MM	07137	16	11	27	16
20MM	07138	19	14	33	16
25MM	07139	22	17	41	16
32MM	07140	26	21	50	16
40MM	07141	31	26	61	16
50MM	07142	38	33	76	16
65MM	01718	44	39	90	16
80MM	07144	51	46	108	16
100MM	07145	61	56	131	16
125MM	01722	76	71	164	16
150MM	01723	86	81	180	16
200MM	01725	119	114	252	16
300MM	01727	164	159	352	16



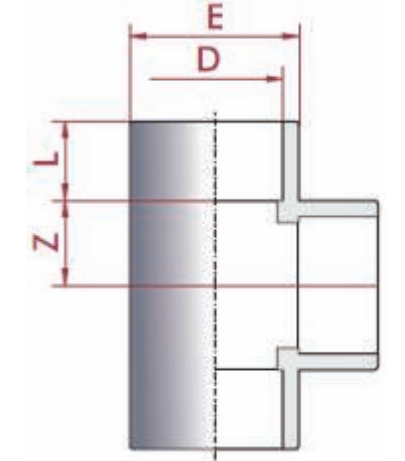
45 DEGREE ELBOW - SOLVENT SOCKET

PIPE SIZE	CODE	DIM "L"	DIM "Z"	DIM "E"	PN
15MM	07152	16	5	28	16
20MM	07153	19	6	35	16
25MM	07154	22	8	43	16
32MM	07155	26	10	52	16
40MM	07156	31	12	61	16
50MM	07157	38	14	76	16
65MM	01752	44	17	93	16
80MM	07159	51	20	109	16
100MM	07160	61	24	133	16
125MM	01756	76	30	164	16
150MM	01757	86	34	180	16
200MM	01759	119	48	252	16
300MM	01761	164	37	352	16



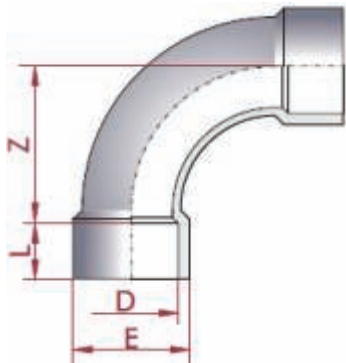
90 DEGREE TEE - SOLVENT SOCKET

PIPE SIZE	CODE	DIM "L"	DIM "Z"	DIM "E"	PN
15MM	07167	16	11	27	16
20MM	07168	19	14	33	16
25MM	07169	22	17	41	16
32MM	07170	26	21	50	16
40MM	07171	31	26	61	16
50MM	07172	38	33	76	16
65MM	01786	44	39	90	16
80MM	07174	51	46	108	16
100MM	07175	61	56	131	16
125MM	01790	69	64	148	16
150MM	01791	86	81	186	16
200MM	01793	119	114	255	16
300MM	01795	164	159	356	16



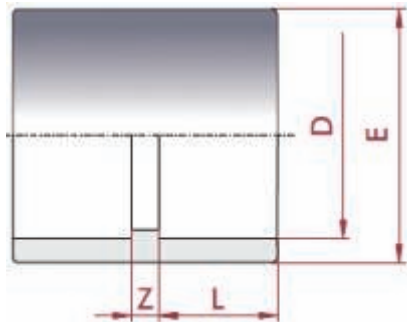
90 DEGREE SWEEP ELBOW - SOLVENT SOCKET

PIPE SIZE	CODE	DIM "L"	DIM "Z"	DIM "E"	PN
150MM	05335	76	166	164	16
200MM	05337	86	194	186	16
300MM	05339	119	296	251	16



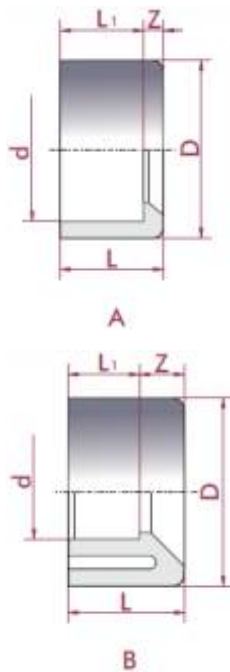
COUPLING - SOLVENT SOCKET

PIPE SIZE	CODE	DIM "L"	DIM "Z"	DIM "E"	PN
15MM	07182	16	3	27	16
20MM	07183	19	3	33	16
25MM	07184	22	3	41	16
32MM	07185	26	3	50	16
40MM	07186	31	3	61	16
50MM	07187	38	3	75	16
65MM	01878	44	4	90	16
80MM	07189	51	5	108	16
100MM	07190	61	6	131	16
125MM	01882	76	9	164	16
150MM	01883	86	9	180	10
200MM	01885	119	10	252	10
300MM	01887	164	12	352	10



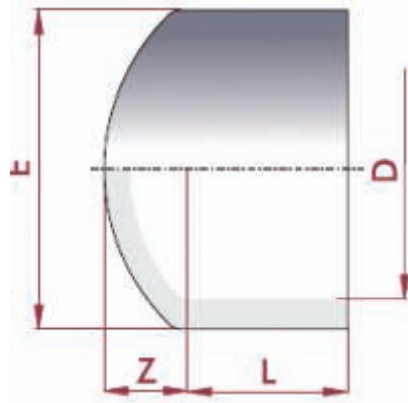
REDUCING BUSH - SOLVENT SOCKET

PIPE SIZE	CODE	DIM "L"	DIM "L1"	DIM "Z"	PN
20MM X 15MM	07198	19	16	3	16
25MM X 20MM	07199	22	19	3	16
25MM X 15MM	07200	22	16	6	16
32MM X 25MM	07201	26	22	4	16
32MM X 20MM	07202	26	19	7	16
40MM X 32MM	07203	31	26	5	16
40MM X 25MM	07204	31	22	9	16
50MM X 40MM	07205	38	31	7	16
65MM X 50MM	07206	44	38	6	16
80MM X 65MM	07207	51	44	7	16
100MM X 80MM	07208	61	51	10	16
150MM X 125MM	01933	86	76	10	10
200MM X 150MM	01937	119	86	33	10
300MM X 200MM	01941	164	119	45	6



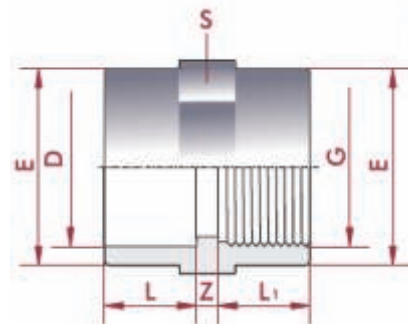
END CAP - SOLVENT SOCKET

PIPE SIZE	CODE	DIM "L"	DIM "Z"	DIM "E"	PN
15MM	07209	16	8	26	16
20MM	07210	19	9	33	16
25MM	07211	22	10	40	16
32MM	07212	26	12	50	16
40MM	07213	31	15	63	16
50MM	07214	38	17	75	16
65MM	01949	44	19	90	16
80MM	07216	51	23	110	16
100MM	07803	61	28	131	16
125MM	01952	76	36	16	16
150MM	01954	86	40	185	10
200MM	01956	119	50	252	10
300MM	15777	164	70	357	10



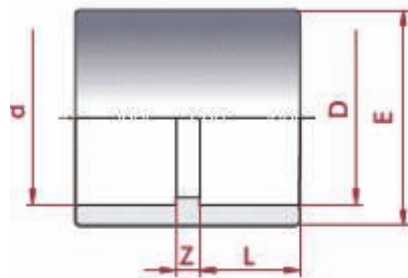
COUPLING - SOLVENT SOCKET X BSP FEMALE THREAD

PIPE SIZE	CODE	DIM "L"	DIM "L1"	DIM "Z"	PN
15MM X 1/2"	07191	16	14	3	10
20MM X 3/4"	07192	19	16	3	10
25MM X 1"	07193	22	19	3	10
32MM X 1 1/4"	07194	26	20	3	10
40MM X 1 1/2"	07195	31	20	3	10
50MM X 2"	07196	38	24	3	10
65MM X 2 1/2"	01895	44	44	4	10



COUPLING - SOLVENT SOCKET X SOLVENT SOCKET (AUSTRALIA - EUROPEAN)

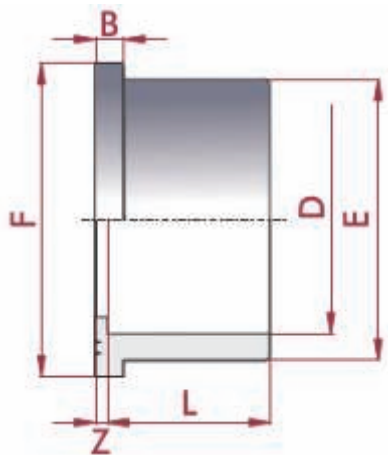
PIPE SIZE	CODE	DIM "L"	DIM "Z"	DIM "E"	PN
15MM X 20MM	07229	16	3	27	16
20MM X 25MM	7230	19	3	33	16
25MM X 32MM	07231	22	3	41	16
32MM X 40MM	07232	26	3	50	16
40MM X 50MM	07233	31	3	61	16
50MM X 63MM	07234	38	3	75	16
80MM X 90MM	07236	51	5	108	16
100MM X 110MM	07237	61	6	135	16





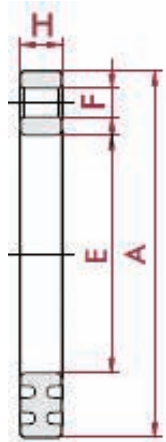
STUB FLANGE - SOLVENT SOCKET

PIPE SIZE	CODE	DIM "F"	DIM "B"	DIM "E"	PN
50MM	07804	90	9	76	16
65MM	02022	106	10	90	16
80MM	07218	125	11	108	16
100MM	07219	150	12	131	16
125MM	02026	168	13	148	16
150MM	02027	213	16	188	10
200MM	02029	274	25	248	10
300MM	02031	378	30	342	10



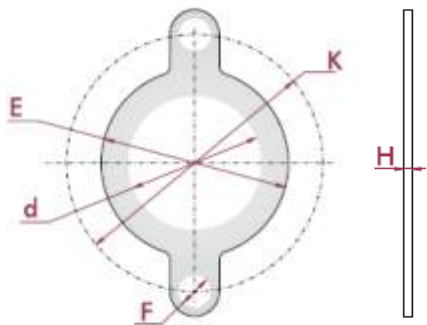
BACKING RING

PIPE SIZE	CODE	DIM "H"	DIM "A"	DIM "E"	PN
50MM	02033	18	165	78	16
65MM	02034	22	185	92	16
80MM	02035	23	200	110	16
100MM	02036	24	220	133	16
125MM	02038	28	250	167	16
150MM	02040	31	285	190	10
200MM	02042	32	340	250	10
300MM	02044	36	445	348	10



FLAT GASKET

PIPE SIZE	CODE	DIM "E"	DIM "H"	DIM "K"	PN
50MM	02062	88	3	125	
65MM	02063	104	3	145	
80MM	02064	123	3	160	
100MM	02065	148	4	180	
125MM	02067	186	4	210	
150MM	02068	211	4	240	
200MM	02070	275	5	295	
300MM	02072	378	3	400	






# FLUIDRA COMMERCIAL DISINFECTION

## EASY SALT NEXT VC

**Description:**  
AUTO-CLEANING saline electrolysis system for residential and public use pool applications of up to 190g chlorine / hour. Easy salt is a compact device with a competitive cost. To control more than one unit for the same pool, external control AP PR-200 is required



Model	Product Code
EASY SALT NEXT VC 75	76376
EASY SALT NEXT VC 100	76378
EASY SALT NEXT VC 150	76380
EASY SALT NEXT VC 190	76382

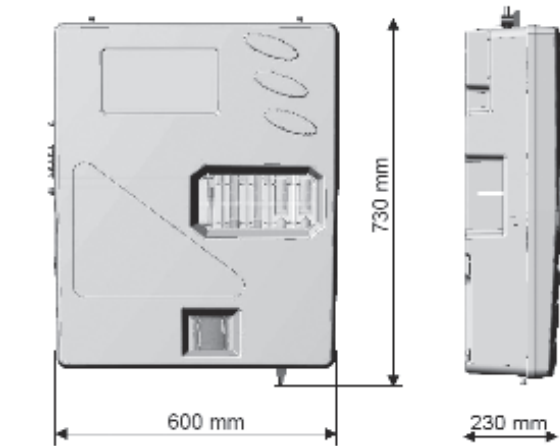
POWER SUPPLY	76376 EASY SALT NEXT VC 75	76378 EASY SALT NEXT vc 100	76380 EASY SALT NEXT vc 150	76382 EASY SALT NEXT vc 190
INPUT VOLTAGE	110 - 230VAC 50/60HZ.			
CONSUMPTION 110 - 230 (A AC)	3,2 A - 1,7 A	3,9 A - 2,0 A	6,5 A - 3,3 A	7,1 A - 3,6 A
FUSE (5X20MM)	10 AT	10 AT	10 AT	10 AT
OUTPUT (A DC)	5 X 15 A	6 X 16,7 A	5 X 30 A	6 X 31,3 A
PRODUCTION (GR CL /HR)	75	100	150	190
SALINITY	4 - 6 GR. RECOMMENDED			
ROOM TEMPERATURE	MAX. 50°C			
ENCLOSURE	METAL			
POLARITY REVERSAL	2H, 3H, 4H, 7H AND TEST			
PRODUCTION CONTROL	YES			
FLOW-SWITCH SENSOR	YES			
FLOW DETECTOR (GAS)	YES			
PRODUCTION CONTROL BY COVER	YES			
EXTERNAL PRODUCTION CONTROL	YES			
SALT ALARM INDICATORS	YES			
CONTROL RS485 (MODBUS)	YES			

ELECTROLYSIS CELL	76376 EASY SALT NEXT VC 75	76378 EASY SALT NEXT vc 100	76380 EASY SALT NEXT vc 150	76382 EASY SALT NEXT vc 190
ELECTRODES (SELF-CLEANING TITANIUM ACTIVATED)	PREMIUM + : 10.000 - 12.000 HR			
CELL	BIPOLAR			
FLOW MIN. (M3/H)	15	15	20	20
NUMBER OF ELECTRODES	6	7	11	13
MATERIAL	POLYPROPYLENE			
CONNECTION FLANGES	D63 2" FEMALE THREAD			
MAXIMUM PRESSURE	3 KG/CM2			
WORKING TEMPERATURE	15 - 40°C MÁX.			



GUARDIAN CONTROLLERS

**Description:**  
The new Guardian Pool combines traditional control and dosing elements with full digital value control, facilitating the management of the water parameters and records in order to analyse or detect problems. To manage the data, Guardian Pool has an internal 4 MB memory, allowing us to store up to 16,000 records that can be consulted in data or graph format. The data can be viewed on the 7" backlit high-resolution touch screen, downloaded through the USB port, that can also be used to update the firmware, via WiFi to control the equipment from any mobile device, Tablet or PC, or through the Fluidra Connect platform. Guardian Pool is known for its high-performance control and regulation of chemical products used in public and private swimming pools.

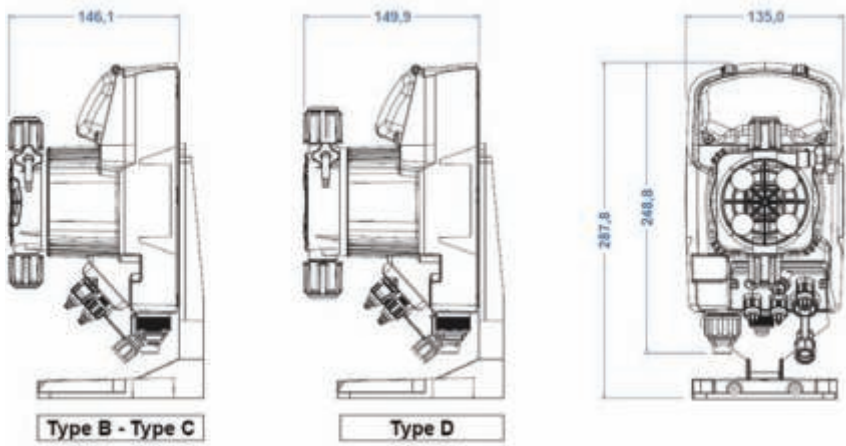


MODEL CODE	GUARDIAN POOL 1	GUARDIAN POOL 2	GUARDIAN POOL 3	GUARDIAN POOL 4	GUARDIAN POOL 5	GUARDIAN POOL 6
	CHLORINE 10 PP	CHLORINE 2 PP	PH/ORP	PH/CHLORINE 10 PPM	PH/ORP/°C CHLORINE 10 PPM (1)	PH/ORP/°C FREE AND TOTAL CHLORINE 10 PPM / NTU (1)
CODE	72700	72701	72703	72702	72704	72705
WATER USES	DRINKING WATER	DRINKING WATER	RESIDENTIAL / COMMERCIAL SWIMMING POOLS	PUBLIC SWIMMING POOL	PUBLIC SWIMMING POOL	PUBLIC SWIMMING POOL



ACQUA DOS PUMPS

**Description:**  
The Acqua Dos series digital dosing pump with pH/Redox control meter built in and adds to the functionality the capacity to dialogue with a PLC using the Modbus protocol. The dosing pump is supplied without measuring probes. With only 3 sizes, is possible to cover a wide range of performances, having a flow rate range from 4 to 110 l/h and a back pressure up to 16 bar. The power supply is 100÷240 Vac – 50/60 Hz therefore the same pump can operate with different supply voltage. The pump head is in PVDF, therefore high chemical compatibility with several liquids. All Acqua Dos series are equipped with a manually priming pump for the start up. The pump is furnished with a complete standard installation kit, which includes: PVDF foot filter and injection valve, PVC suction tube, PE delivery tube.



CODE	TYPE	PRESSURE [BAR]	FLOW [l/h]	Stroke /min	cc /imp	Connections		Power Supply	Consumption	
						Suction	Delivery		Min	Max
75089	TYPE C	16	7,0	300	0,39	4/6	4/6	100-240 VAC	22,0	33,0
		10	10,0		0,56					
		5	15,0		0,83					
		1	18,0		1,00					
75090	TYPE D	5	20,0	300	1,11	8/12	8/12	100-240 VAC	29,0	37,0
		4	32,0		1,78					
		2	62,0		3,44					
		0	110,0		6,11					

# COMMERCIAL HEATERS

ASTRALPOOL COMMERCIAL HEAT PUMPS

FOR OUTDOOR INSTALLATION ONLY

**Description:**  
Heat Pump suitable for commercial pools in sizes ranging in 38kw to 190kw Titanium heat exchanger, powder coated case. Flow rate from 283 lpm to 1000 lpm.



Model	Product Code
AHP38	78549
AHP47	78550
AHP58	78551
AHP95	78552
AHP120	78553
AHP145	78554
AHP190	78555

	78549 / AHP38	78550 / AHP47	78551 / AHP58	78552 / AHP95	78553 / AHP120	78554 / AHP145	78555 / AHP190
CONDITION 1 (24°C AIR, 26°C WATER, 63% HUMIDITY)							
HEATING POWER (KW)	38	47	57	81	120	145	190
CONSUMED POWER (KW)	7.1	9.1	11.6	16.6	21.8	25.5	31.8
COP	5.4	5.1	4.9	4.9	5.5	5.7	5.97
RUNNING CURRENT (AMPS)	11.72	15.1	19.25	28.8	37	50	67.8
CONDITION 2 (15°C AIR, 26°C WATER, 71% HUMIDITY)							
HEATING POWER (KW)	33.6	37	47	81	100	123	158
CONSUMED POWER (KW)	6.5	8.81	10.11	16.53	20.8	24.6	31.1
COP	5.2	4.2	4.65	4.81	5	5	5.08
RUNNING CURRENT (AMPS)	10.73	15.53	18.2	29.5	38.4	48.3	61.4
CONDITION 3 (7°C AIR, 26°C WATER, 87% HUMIDITY)							
HEATING POWER (KW)	28.4	31.5	34.2	64	81	100	126.5
CONSUMED POWER (KW)	6	8.51	10	16.8	20.6	27	30.78
COP	4.8	3.7	3.42	3.81	3.93	3.7	4.1
RUNNING CURRENT (AMPS)	9.91	14.9	18.1	32.1	37.5	53.2	67.3
CONDITION 4 (35°C AIR, 30°C WATER, 60% HUMIDITY)							
COOLING CAPACITY POWER (KW)	18.3	24	29.25	37.5	40.7	53.6	95.8
CONSUMED POWER (KW)	7.8	8.89	11.4	17.75	19.44	26.14	37.88
EER	2.3	2.7	2.56	2.12	2.09	2.05	2.53
	12.88	16.72	20.26	35.32	33.43	51.71	75.34
POWER SUPPLY	415V / 3 PHASE						
REFRIGERANT	R410A						
COMPRESSOR TYPE	SCROLL						
COMPRESSOR QTY	2	2	2	4	4	2	4
MAX. OPERATING CURRENT (A)	18.3	19.1	23.7	41.3	46	58	82
CIRCUIT BREAKER SIZE (A)	32	40	40	80	80	100	125
FAN QTY	2	2	2	4	4	2	4
NOISE @1M (DB(A))	61	61	61	62	62	71	67
WATER CONNECTION (MM)	50MM (2")	50MM (2")	50MM (2")	100MM (4")	100MM (4")	100MM (4")	100MM (4")
MINIMUM FLOW RATE (M3/H)	12	15	19.5	29	35	62	60
UNIT WIDTH (MM)	1490	1490	1490	2175	2175	2175	2180
UNIT LENGTH (MM)	735	735	1070	1800	1800	1070	1070
UNIT HEIGHT (MM)	1130	1130	1330	1920	1920	2100	2100
SHIPPING WEIGHT (KG)	270	280	360	620	650	720	940
NET WEIGHT (KG)	250	252	320	635	650	665	910



ASTRALPOOL COMMERCIAL INVERTER HEAT PUMPS

**Description:**  
Astralpool's AHP inverter series heat pumps have market leading, full inverter technology along with high-quality compressors providing COP's of up to 16.1 Soft start technology limits sudden fluctuations in power supply and the DC driven inverter fans with a special blade design reduces noise levels up to 20% over standard models.



Model	Product Code
AHP 65i	78556
AHP 130i	78557
AHP 250i	78558



	AHP 65i 78556	AHP 130i 78557	AHP 250i 78558
CONDITION 1 @ 27 DEG AIR, 26 DEG WATER, 80% HUMIDITY			
BOOST MODE CAPACITY (KW)	80	175	300
HEATING POWER (KW)	12.2 ~ 65	28.2 ~ 130	61.3 ~ 250
CONSUMED POWER (KW)	0.76 ~ 10.65	1.76 ~ 20.97	3.81 ~ 40.85
COP	6.1 ~ 16.1	6.2 ~ 16.0	6.12 ~ 16.1
CONDITION 2 @ 15 DEG AIR, 26 DEG WATER, 70% HUMIDITY			
BOOST MODE CAPACITY (KW)	60	135	230
HEATING POWER (KW)	9.6 ~ 50.1	22.2 ~ 100.0	50.0 ~ 190.0
CONSUMED POWER (KW)	1.96 ~ 5.96	2.61 ~ 20.41	5.81 ~ 38.0
COP	4.91 ~ 8.4	4.9 ~ 8.5	5.0 ~ 8.6
CONDITION 3 @ 7 DEG AIR, 26 DEG WATER, 80% HUMIDITY			
BOOST MODE CAPACITY (KW)	40	80	150
COOLING CAPACITY POWER (KW)	15.35 ~ 35.0	32.6 ~ 70.0	60.15 ~ 132.6
CONSUMED POWER (KW)	3.17 ~ 9.94	6.65 ~ 19.44	13.08 ~ 39.0
COP	3.52 ~ 4.85	3.60 ~ 4.90	3.40 ~ 4.60
CONDITION 4 @ 35 DEG AIR, 30 DEG WATER, 70% HUMIDITY			
BOOST MODE CAPACITY (KW)	42	96	170
COOLING CAPACITY POWER (KW)	15.0 ~ 30.2	44.0 ~ 54.8	58.3 ~ 110.0
CONSUMED POWER (KW)	2.02 ~ 6.28	10.73 ~ 17.70	14.05 ~ 35.48
EER	3.00 ~ 4.05	3.08 ~ 4.10	3.10 ~ 4.15
POWER SUPPLY	415V / 3 PHASE		
REFRIGERANT	R410A		
COMPRESSOR TYPE	DC INVERTER		
COMPRESSOR QUANTITY	1	2	3
MAX. OPERATING CURRENT PER PHASE (A)	21	37.7	90
MAX. OPERATING CURRENT (BOOST MODE) (A)	26.3	46.1	105.5
CIRCUIT BREAKER SIZE (A)	40	80	160
FAN QUANTITY	2	2	2
WATER CONNECTION (MM)	50MM (2\')	100MM (4\')	100MM (4\')
MINIMUM FLOW RATE (M3/H)	25	53	61
UNIT WIDTH (MM)	830	1160	1330
UNIT LENGTH (MM)	1750	2260	2540
UNIT HEIGHT (MM)	1750	2125	2430
SHIPPING WEIGHT (KG)	400	715	1080
NET WEIGHT (KG)	360	660	1015

# FLUIDRA COMMERCIAL CLEANERS

## TRX 8500 IQ – VORTRAX COMMERCIAL CLEANER

**Description:**  
Zodiac's® TRX 8500 iQ and TRX 8700 iQ models in the VORTRAX range have powerful cyclonic suction that efficiently sucks up all debris. Dual-stage level filtration from 60 to 150 microns enables debris of all sizes to be collected, which doubles the filtration surface area, and in turn delays the time before the filter clogs up.



Model	Product Code	Pool Length	Cable Length
TRX 8500 IQ	WR000602	20M	25M

## TRX 8700 IQ – VORTRAX COMMERCIAL CLEANER

**Description:**  
Zodiac's® TRX 8500 iQ and TRX 8700 iQ models in the VORTRAX range have powerful cyclonic suction that efficiently sucks up all debris. Dual-stage level filtration from 60 to 150 microns enables debris of all sizes to be collected, which doubles the filtration surface area, and in turn delays the time before the filter clogs up.



Model	Product Code	Pool Length	Cable Length
TRX 8700 IQ	WR000603	25M	30M

## MANUAL POOL CLEANING - TELEPOLES

**Description:**  
Range of telescopic handles, adaptable for use with manual pool cleaning equipment such as vacuum heads, leaf skimmers and brushes. Manufactured in aluminum with wing-nut fixing, these poles are reinforced for use in public pool facilities.



Model	Product Code
TELEPOLE 2.5M – 5.0M	01361
TELEPOLE 3.75M – 7.5M	15838
TELEPOLE 5.0M – 10.0M	01362
TELEPOLE 6.5M – 13.0M	01363

## MANUAL POOL CLEANING – VACUUM HEADS

**Description:**  
Manual vacuum heads designed for use in public pool environments. Manufactured from anodized aluminium and chrome-plated brass, can be connected to telepoles via wingnut fixing (ordered seperately).



Model	Product Code
VACUUM HEAD 450MM WIDTH	01358
VACUUM HEAD 800MM WIDTH	16601

## PORTABLE VACUUM TROLLEY

**Description:**  
This portable swimming pool vacuum cleaning system has been designed for ease of use and manoeuvrability whilst at the same time offering exceptional performance.

- Features include:**
- Heavy-duty trolley with bearing wheels, with wide pneumatic tyres for easy manoeuvrability up and down steps and through grassed areas.
  - 100 sq ft. cartridge filter
  - AstralPool CTX360 high performance pump
  - Solid aluminum plate support bracket and clamp which ensures that cartridge filter is held securely in place, but can also be easily removed if required.
  - Single-phase on/off switch
  - 20-metre heavy-duty cable with circuit breaker plug.
  - 40mm cam lock (Optional 50mm) fitting to the pump suction port etc
  - Cam locks fitting on the filter discharge with 3 meters of discharge hose.
  - Bypass valve with camlock to allow vacuuming direct to waste (bypass the filter)
  - The vacuum trolley is pre plumbed ready for immediate use

\*Suction Hose, Extension Pole and Vacuum Head not included



Model	Product Code
PORTABLE VACUUM TROLLEY SUIT 40MM SUCTION HOSE	75805000
PORTABLE VACUUM TROLLEY SUIT 50MM SUCTION HOSE	75805050



# FLUIDRA COMMERCIAL BLOWERS

## COMMERCIAL BLOWERS

**Description:**  
Air blowers designed to shake the filtration bed during the backwashing process or to supply air wherever required.

The blower housing and the impeller are made of a light Aluminium alloy, whereas the shaft is made of S.S. on which the impeller is mounted and dynamically balanced. The 100-120/200-240 V single phase and the 200-240/280-440 V three phase motors at 50/60 Hz for non-stop operation, are manufactured according to the IEC Standards and come with an IP 54 outer protection and an F Class insulation. The blowers can be installed both horizontally and vertically, and as there is no contact between the fixed and movable blower parts, it does not require any lubrication nor maintenance, neither is there any wear and tear.

**Ordering:**  
Please contact your AstralPool representative for further details and pricing.



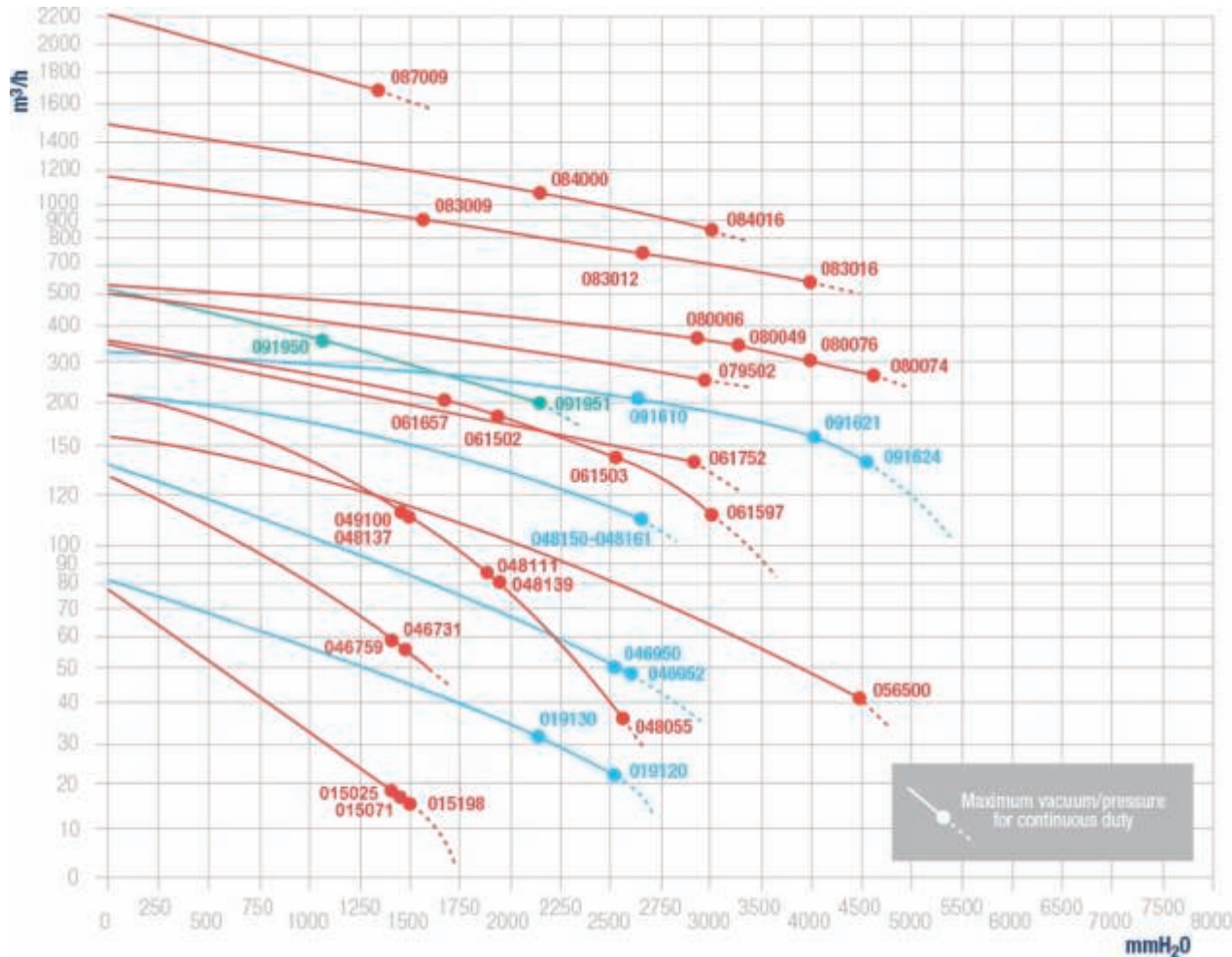
## THREE PHASE

Model	Product code	Kw	Volts	Amps	Air flow m3/hr	Max pressure bar	Max vacuum bar
UNIJET 40 - 0.2KW	014034						
UNIJET 75 - 0.4KW	015071	0.4	345-415	1.35	80	145	-145
UNIJET 75 2V - 0.75KW	019130	0.75	345-415	1.95	80	215	-215
TECHNOJET 11/S - 0.75KW	046731	0.75	345-415	2.4	135	145	-145
TECHNOJET 2V LHT - 1.5KW	046952	1.5	345-415	4.1	135	255	-295
FLUX-80 - 1.1KW	049100	1.1	345-415	3	200	145	-145
FLUXJET 1.5KW	048111	1.5	345-145	4	200	185	-185
FLUXJET 2.2KW	048055	2.2	400	5.2	200	265	-215
FLUXJET 2V LHT - 2.2KW	048161	1.5	345-415	5.2	135	265	-265
MEDIOJET 2.2KW	061502	2.2	400	5.2	330	185	-195
MEDIOJET 3KW	061503	3	400	6.8	330	245	-230
MEDITJET 350 - 4KW	061752	4	345-415	9.7	340	290	-300
MEDIOJET LHT - 4KW	061597	4	345-415	9.7	330	295	-295
MEDIOJET 2V - 4KW	091610	4	345-415	9.7	330	260	-315
MEDIOJET 2V LHT - 5.5KW	091624	5.5	345-415	13	330	440	-390
MEDIO-1AC - 4KW	091950	4	345-415	9.7	500	105	-135
MEDIO-1AC - 5.5KW	091951	5.5	345-415	13	500	215	-225
UNIJET 160 - 4KW	056500	4	345-415	9.7	160	440	-345
UNIJET 501 - 5.5KW	079510						
UNIJET 501 - 7.5KW	079502	7.5	345-415	17.8	500	285	-295
UNIJET 500 - 7.5KW	080006	7.5	345-415	17.8	600	285	-295
UNIJET 500 - 9KW	080049	9	345-415	22.3	600	320	-320
UNIJET 500 - 12KW	080074	12.5	345-415	26.8	600	465	-390
UNIJET 1000 - 11KW	083009	11	345-415	25	1200	155	-185
UNIJET 1000 - 15KW	083012	15	345-415	33.2	1200	265	-315
UNIJET 1000 - 20KW	083016	20	345-415	44.3	1200	390	-345

## SINGLE PHASE

Model	Product code	Kw	Volts	Amps	Air flow m3/hr	Max pressure bar	Max vacuum bar
UNI JET 40 SP - 0.2KW	014011						
UNI JET 75 - 0.4KW	015025	0.4	230-240	3.1	80	145	-145
UNI JET 75 50/60HZ - 0.4KW	015198	0.4	230-240	6.3	80	147	-147
TECHNO JET LIS - 0.75KW	046759	0.75	230-240	5.5	80	135	-135
FLUX JET 1.1KW	048137	1.1	230-240	7.6	200	145	-145
FLUX JET 1.5KW	048139	1.5	230-240	10	200	185	-185
MEDIO JET 2KW	061657	2	230-240	12	330	160	-170
UNIJET 75 2V - 0.7KW	019120	0.8	230-240	4.8	80	245	-270

## Performance Graph - Pressure





# FLUIDRA COMMERCIAL POOL BASIN EQUIPMENT

# FLUIDRA COMMERCIAL POOL SURROUND EQUIPMENT



POOL INLETS AND RETURNS

CONCRETE

Model	Product Code	Connection	Max Flow
ADJUSTABLE FLOOR INLET - SWIVEL JOINT	22353	65MM	10M3/HR
FLOOR CONDUIT FOR CODE 22353	23665	65MM	
WALL INLET/SUCTION NOZZLE	41520	80MM	30M3/HR
FLOOR RETURN INLET	00303	2" BSP	12M3/HR
MULTIFLOW RETURN INLET	00295	2" BSP	7M3/HR



22353



00303



00340

FIBREGLASS OR LINER POOL

Model	Product Code	Connection	Max Flow
WALL INLET/SUCTION NOZZLE - PANEL POOLS	41518	80MM	30M3/HR
OVERFLOW INLET - LINER POOLS	41519	80MM	7M3/HR
ADJUSTABLE FLOOR RETURN INLET	00340	2" BSP	12M3/HR
MULTIFLOW RETURN INLET	00330	2" BSP	7M3/HR



00330



00295



41520





LANE LINES

**Description:**  
Our unique, patented design is proven to reduce wave action and creates a multidimensional barrier against waves by dispersing them along the lane line, through each individual freely spinning lane disc, and then down into the water. Anti Wave lane lines meet a wide range of needs from recreational lap pools to international aquatic facilities for elite competition. Our MAXI, MYTI and MIDI model racing lanes represent the cutting edge of lane design and wave dissipation, and comply with all FINA, LEN and equivalent regulations.

**Ordering:**  
Please specify product number when ordering.  
Note: SuperTensioner, Long Clamp with S-Hook or Snap Hook must be ordered separately  
Key to order discs and floats:  
X = colour, Example 2-61-103 = 65mm Yellow MINI disc



Model	Product Code
ANTI WAVE LANE LINES ASSEMBLED WITH SUPERTENSIONER AND LONG CLAMP WITH S-HOOK	
50M MAXI, 150MM DIAMETER	12-61-450-99T
50M MYTI, 125MM DIAMETER	12-61-350-99T
50M MIDI, 110MM DIAMETER	12-61-250-99T
50M MINI, 65MM DIAMETER	12-61-150-99T
25M MAXI, 150MM DIAMETER	12-61-425-99T
25M MYTI, 125MM DIAMETER	12-61-325-99T
25M MIDI, 110MM DIAMETER	12-61-225-99T
25M MINI, 65MM DIAMETER	12-61-125-99T
ANTI WAVE CUSTOM LANE LINE CONFIGURATIONS	
150MM DIAMETER MAXI (PER METRE)	12-61-400-99
125MM DIAMETER MYTI (PER METRE)	12-61-300-99
110MM DIAMETER MIDI (PER METRE)	12-61-200-99
65MM DIAMETER MINI (PER METRE)	12-61-100-99
ANTI WAVE DISC & FLOATS	
150MM MAXI DISC WHITE (1), RED (2), YELLOW (3), BLUE (4), GREEN (5), BLACK (6)	2-61-40X
125MM MYTI DISC WHITE (1), RED (2), YELLOW (3), BLUE (4), GREEN (5), BLACK (6)	2-61-30X
110MM MIDI DISC WHITE (1), RED (2), YELLOW (3), BLUE (4), GREEN (5), BLACK (6)	2-61-20X
65MM MINI DISC WHITE (1), RED (2), YELLOW (3), BLUE (4), GREEN (5), BLACK (6)	2-61-10X
FLOAT DONUT WHITE (1), RED (2), YELLOW (3), BLUE (4), GREEN (5), BLACK (6), GREY (7)	2-61-60X

SUPERTENSIONER

**Description:**  
Anti Wave SuperTensioner provides simple, problem free tensioning of stainless steel lane cables and lane ropes and is superior to outdated turn-buckle technology.

**Ordering:**  
Please specify product number when ordering.



Model	Product Code
ANTI WAVE SUPERTENSIONER (RED)	30-61-0202
ANTI WAVE SUPERTENSIONER (BLACK)	30-61-0203

LANE LINE REEL

**Description:**  
A range of lane line storage reels made from corrosion-resistant, powder coated aluminum or 316 stainless steel. The StoReels feature four stainless steel casters, making them easy to maneuver on the pool deck.

**Ordering:**  
Please specify product number when ordering.

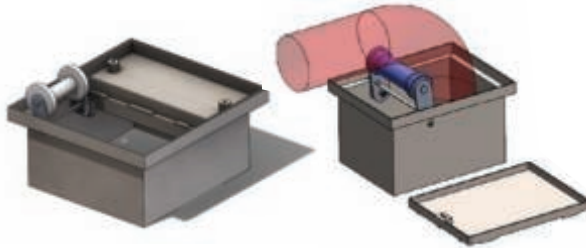


Model	Product Code
STOREEL LANE LINE REEL - POWDER COATED ALUMINIUM	13-61-5003
STOREEL COVER BLUE VINYL	30-61-0502
STOREEL LANE LINE REEL - 316 STAINLESS	13-61-5001
SWIVEL CASTOR WHEEL	5-61-003
PLASTIC END CAP	2-61-7011
STOREEL COVER BLUE VINYL	30-61-0502
MINI STOREEL LANE LINE REEL - POWDER COATED ALUMINIUM	13-61-5004

LANE-AWAY UNDER CONCOURSE STORAGE

**Description:**  
Space-saving under concourse lane line storage for new pool construction.

**Ordering:**  
Please specify product number when ordering.



Model	Product Code
LANE-AWAY UNDER CONCOURSE STORAGE	13-61-001-SO
MINI LANE-AWAY UNDER CONCOURSE STORAGE	13-61-240SO

LANE LINE PARTS & ACCESSORIES

**Ordering:**  
Please specify product number when ordering.



Model	Product Code
NYLON LANE LINE ANCHOR	17-61-003
STAINLESS STEEL LANE LINE ANCHOR	17-61-A04
LANE LINE ANCHOR FOR OVERFLOW POOLS 140MM	17-61-140S
LANE LINE ANCHOR FOR OVERFLOW POOLS 200MM	17-61-200S
LANE LINE CABLE (PER METRE)	4-61-1316-99
LANE SAVER CADDY	30-61-1014
LONG CLAMP WITH S-HOOK	5-61-606
LONG CLAMP WITH SNAP HOOK	5-61-607
SWAG - 3MM - COPPER	5-61-3131
THIMBLE - 3MM - 316SS	5-61-3132
OVERFLOW FLIP UP ANCHOR	17-61- 35FA
POOL LIFT ANCHOR, LOCKING	300-6200L

VELOCITY ADVANTAGE STARTING BLOCK

**Description:**  
Designed for fast, solid starts, the Velocity Advantage starting blocks feature strong fiberglass footboards with track start wedge on an HDPE base.

**Ordering:**  
Please specify product number when ordering.



Model	Product Code
VELOCITY ADVANTAGE WITH TRUETREAD™	VELO-ADV-BK-T

VELOCITY STARTING BLOCK

**Description:**  
The Velocity Starting Block is an elite competition platform with a track start, adjustable to 5 positions. Fiberglass construction with 316 SS fittings. Chem set anchors are included. The track start wedge can tuck beneath the footboard.

**Ordering:**  
Please specify product number when ordering.



Model	Product Code
VELOCITY WITH ADJUSTABLE TRACK START	25-61-820A

650 LAUNCH STARTING BLOCK

**Description:**  
The Anti Wave 650 Launch block design has an updated look and functionality, with a TrueTread™ surface that is recessed and extends over the front of the block. The track start wedge can tuck beneath the footboard.

**Ordering:**  
Please specify product number when ordering.



Model	Product Code
ANTI WAVE 650 W/ADJUSTABLE TRACK START	25-61-065T
ANTI WAVE 650 W/ADJUSTABLE TRACK START & QR ANCHOR	25-61-065R

600 STARTING BLOCK

**Description:**  
The Anti Wave 600 features a fixed track start wedge moulded into the non-slip composite platform. Ideal for use in junior swim clubs and for social swimmers.

**Ordering:**  
Please specify product number when ordering.



Model	Product Code
ANTI WAVE 600 WITH FIXED TRACK START	25-61-060T
ANTI WAVE 600 WITH FIXED TRACK START & QR ANCHOR	25-61-060R

LR850 LONG REACH STARTING BLOCKS

**Description:**  
Long Reach Starting Blocks are designed with an 850mm setback and 700mm height, allowing the platform to reach over grating channels and elimtate the requirement for a raised endwall. Available with 3 platform configurations including an elite competition platform with track start adjustable to 5 positions. The track start wedge can tuck away at the rear of the footboard.  
Note: Image shown with optional turn pa.nel

**Ordering:**  
Please specify product number when ordering.



Model	Product Code
650 LAUNCH LR 850 (REMOVABLE LONG REACH)	650L-LR850R
LONG REACH BLOCK TURN PANELS - 2M	LR850-2MTURNPANEL
LONG REACH BLOCK TURN PANELS - 2.4M	LR850-2.4MTURNPANEL



COMMERCIAL POOL SURROUND EQUIPMENT

750 BLOCK

**Description:**  
Competition starting block suitable for both training and competition  
Complies with World Aquatics design requirements and includes adjustable trackstart  
No earthing required for installation due to composite material construction (including backstroke handle)  
Compact base allows for installation on pool decks where space is limited

**Ordering:**  
Please specify product number when ordering.



Model	Product Code
ANTI WAVE SUPERBLOCK 750 WITH TRACK START	25-61-071S

SR250 SHORT REACH STARTING BLOCKS

**Description:**  
Short reach starting blocks are designed with a 240mm setback and 350mm height, allowing them to be installed on pool with narrow raised end walls. Available with 3 platform configurations including an elite competition platform with track start adjustable to 5 positions. The track start wedge can tuck away at the rear of the footboard.

**Ordering:**  
Please specify product number when ordering.



Model	Product Code
VELOCITY W/ 250 BASE - FLANGED	VELO-SR250F
650 LAUNCH W/ 250 BASE – FLANGED	650L- SR250
600 W/ 250 BASE - FLANGED	600- SR250F

RETROFIT PLATFORMS

**Description:**  
Platforms designed to upgrade existing starting blocks without replacing bases.  
Suitable for use with all Swimplex and PoolDeck tubular frame and flanged starting blocks.

**Ordering:**  
Please specify product number when ordering.



Before After

Model	Product Code
ANTI WAVE RETROFIT PLATFORM - 650 LAUNCH	25-61-650-TA-R

COMMERCIAL POOL SURROUND EQUIPMENT

BACKSTROKE LEDGE

**Description:**  
The Anti Wave Backstroke Start Ledge is an easy to use and practical backstroke starting device for swimmers to perform top performance backstroke starts. The Backstroke Start Ledge includes 5 point manual height adjustment and is suitable for connection to all standard starting blocks including all Anti Wave Blocks.  
Developed in consultation with Australian Swim Team members, the Ledge is simple to install and adjust on the pool by the swimmer or coach.


**Ordering:**  
Please specify product number when ordering.



Model	Product Code
BACKSTROKE STARTING DEVICE FINA	30-61-1010

STARTING BLOCK AND RACING PARTS & ACCESSORIES

**Ordering:**  
Please specify product number when ordering.



Model	Product Code
BACKSTROKE FLAGS 15M (RED & WHITE ALTERNATING)	26-61-001
BACKSTROKE FLAGS 30M (RED & WHITE ALTERNATING)	26-61-002
“NO DIVE” SMALL PLATFORM COVERS - BLUE VINYL	30-61-1016B
“NO DIVE” LARGE PLATFORM COVERS - BLUE VINYL	30-61-1016L
ANTI PACE CLOCK	26-61-1017
“NO DIVE” VENTILATED PLATFORM COVER - BLUE VINYL	30-61-1016M

STARTING BLOCK AND RACING PARTS & ACCESSORIES

**Ordering:**  
Please specify product number when ordering.



Model	Product Code
DECK HOLE SS 316 (38MM)	17-61-3813
DECK HOLE SS 316 (48MM)	17-61-4813
FALSE START ROPE 15M	26-61-1014
FALSE START ROPE 30M	26-61-1015
FALSE START ROPE - CUSTOM LENGTH (PER METRE)	26-61-1014-1
FALSE START/BACKSTROKE POLE ONLY - 38MM X 1.6MM	4-61-3816
HEAVY DUTY FALSE START/BACKSTROKE POLE ONLY - 38MM X 3MM	4-61-3830
FALSE START/BACKSTROKE POLE ONLY - 48MM X 1.6MM	4-61-4816
HEAVY DUTY FALSE START/BACKSTROKE POLE ONLY - 48MM X 3MM	4-61-4830

PRO 1080 GOAL

**Description:**  
The Anti Wave Pro Floating Goal was first introduced at the 1972 Olympic Games in Munich, Germany. This premium water polo goal features a powder coated aluminum frame, reinforced with fiberglass, and a tough, polypropylene net that is knotted at every intersection. The EVA foam floats offer superior, even flotation for maximum goal stability. Small deck wheels allow the goal to be moved easily along the pool deck.

**Ordering:**  
Please specify product number when ordering.



Model	Product Code
ANTI WAVE PRO 1080 GOAL	14-61-1080

SENIOR 1080 FOLDING GOAL

**Description:**  
The Anti Wave Senior Folding Pro Goal 1080 is a full-sized FINA Approved competition Polo goal, dimensionally the same as the Anti Pro Goal 1080, with the added benefit that it folds flat for easy pool side storage and movement. Easy to erect and put down – to fold just pull the Rear Arms out of their sockets and fold down the Front Frame for storage.

**Ordering:**  
Please specify product number when ordering.



Model	Product Code
ANTI WAVE SENIOR 1080 GOAL	14-61-1080F

PRO 750 GOAL

**Description:**  
This premium Anti Wave water polo goal features a powder coated aluminum frame, reinforced with fiberglass, and a tough, polypropylene net that is knotted at every intersection. The EVA foam floats offer superior, even flotation for maximum goal stability. Small deck wheels allow the goal to be moved easily along the pool deck.

**Ordering:**  
Please specify product number when ordering.



Model	Product Code
ANTI WAVE PRO 750 GOAL	14-61-0126

CLUB FOLDING GOAL

**Description:**  
The Anti Wave Club Folding Goal conveniently folds flat for quick and simple storage. The net is made from tough polypropylene cord, and is knotted at every intersection and the patented, open-corner net configuration reduces ball rebound.

**Ordering:**  
Please specify product number when ordering.




Model	Product Code
ANTI WAVE CLUB FOLDING GOAL	14-61-0128

FLIPPA FOLDING GOAL

**Description:**  
The Anti Wave Flippa Folding Goal conveniently folds flat for quick and simple storage. The net is made from tough polypropylene cord, and is knotted at every intersection. The patented, open-corner net configuration reduces ball rebound.

**Ordering:**  
Please specify product number when ordering.



Model	Product Code
ANTI WAVE CLUB FOLDING GOAL	14-61-0128

CLUB WALL GOAL

**Description:**  
The Anti Wave Club Wall Goal anchors directly into the pool deck or bulkhead via two rear support arms that can be fully adjusted both vertically and horizontally to fit existing deck anchors. The polypropylene net is knotted at every intersection, and completely covers the back and sides of the goal. The back drape net is made of heavy-duty canvas, and features a weighted bottom strip for even hanging.

**Ordering:**  
Please specify product number when ordering.



Model	Product Code
ANTI WAVE CLUB FOLDING GOAL	14-61-0128



GLOBAL GOALS

**Description:**  
Australian made, fabricated from custom marine grade powder coated Aluminium with HD Marine Nylon & SS316 fittings. Durable, light weight, heavy duty design and construction allowing safe and easy 1 or 2 person pool deck movement. Easily foldable for compact and safe poolside storage, Includes Long-Life HD polypropylene cord net. Soft Durable Pool Edge bumpers on rear of frame prevent damage to pool edge and tiles. Durable oversized HD PE Flotation elements ensure stability during use, foam elements rest on the pool concourse, preventing damage to pool edge and tiles. Open corner net configuration reduces ball rebound

**Ordering:**  
Please specify product number when ordering.



Model	Product Code
GLOBAL ANTI GOAL JNR	14-61-0120GJNR
GLOBAL ANTI WAVE GOAL 1.2M	14-61-0120G
GLOBAL ANTI WAVE GOAL 1.4M	14-61-0140G

WATER POLO DIVIDER NET

**Description:**  
Removable barrier system design to prevent injury to bystanders during water polo gameplay and practice. Modular system for ease of installation, removal and storage. Durable nylon netting and 316 Stainless steel poles and fittings

**Ordering:**  
Please specify product number when ordering.



Model	Product Code
WATER POLO SEPERATION NET KIT - 20M W POOL (ENDWALL)	14-61-EDW20
WATER POLO SEPERATION NET KIT - 25M W POOL (ENDWALL)	14-61-EDW25
WATER POLO SEPERATION NET KIT - 20M W POOL (ACROSS POOL)	14-61-ACP20
WATER POLO SEPERATION NET KIT - 25M W POOL (ACROSS POOL)	14-61-ACP25

WATER POLO BALLS

**Description:**  
Premium grade, highly durable PoloGrip Ball with excellent visibility in all playing conditions. Produced to the highest specifications and designed to suit training and competition conditions. Developed in collaboration with elite water polo clubs. Available in sizes 3, 4 & 5.

**Ordering:**  
Please specify product number when ordering.



Model	Product Code
ANTI MEN'S PREMIUM WATER POLO BALL SIZE 5	14-61-BA5
ANTI WOMEN'S PREMIUM WATER POLO BALL SIZE 4	14-61-BA4
ANTI JUNIOR PREMIUM WATER POLO BALL SIZE 3	14-61-BA3

INFLATABLE GOALS

**Description:**  
Heavy Duty Marine Grade PVC-coated Nylon material with SS316 Fittings. Durable one-way inflation valves for reliable, straight forward inflation and deflation with provided high volume foot pump. Oversized carry bag is designed to easily return the deflated goals and pump to the bag. Puncture repair kit and Black Net included, removable and replaceable. Net is pre-installed.

**Ordering:**  
Please specify product number when ordering.



Model	Product Code
JNR INFLATABLE GOAL - 2.15M W	14-61-0127
SNR INFLATABLE GOAL - 3M W	14-61-0124

WATER POLO FIELD LINES

**Description:**  
Elevate your water polo matches with our professionally designed water polo field lane markings, engineered for peak performance and clarity. Whether you're outfitting a training facility or hosting competitive games, our field lane system ensures perfect spatial awareness for players and quick, confident calls for referees.

Ideal for clubs, schools, and aquatic centers — our water polo field lanes deliver professional-grade precision, enhanced gameplay, and an unbeatable edge in the pool.

**Ordering:**  
Please specify product number when ordering.



Model	Product Code
ANTI WAVE LANE LINES ASSEMBLED WITH SUPERTENSIONER AND LONG CLAMP WITH S-HOOK	
WATER POLO FIELD LINES WITH ANCHOR LINES - MIDI	14-61-2501
WATER POLO FIELD LINES WITH ANCHOR LINES - MYTI	14-61-3501
WATER POLO FIELD LINES WITH ANCHOR LINES - MAXI	14-61-4501
WATER POLO GOAL ANCHOR LINES - MIDI	14-61-249T
WATER POLO GOAL ANCHOR LINES - MYTI	14-61-349T
WATER POLO GOAL ANCHOR LINES - MAXI	14-61-449T
WATER POLO FIELD SIDE LINES - MIDI	14-61-250T
WATER POLO FIELD SIDE LINES - MYTI	14-61-350T
WATER POLO FIELD SIDE LINES - MAXI	14-61-450T
ANTI WAVE CUSTOM LANE LINE CONFIGURATIONS	
110MM DIAMETER MIDI (PER METRE)	12-61-200-99
125MM DIAMETER MYTI (PER METRE)	12-61-300-99
150MM DIAMETER MAXI (PER METRE)	12-61-400-99



WATER POLO EQUIPMENT PARTS & ACCESSORIES

**Ordering:**  
Please specify product number when ordering.



Model	Product Code
ANTI WAVE FOLDABLE STORAGE BIN	14-61-0101
REPLACEMENT BUMP STOPS (PACK OF 2)	14-61-132B
REPLACEMENT EYELETS (PACK OF 6)	14-61-132E
REPLACEMENT HINGE (PACK OF 2)	14-61-132H
REPLACEMENT SLIDE BOLTS (PACK OF 6)	14-61-132S
WATER POLO GOAL NET (PRO AND CLUB GOALS)	14-61-0125
ANTI WAVE REPLACEMENT NET (CLUB SERIES WALL GOAL)	14-61-0130
WATER POLO GOAL NET (FLIPPA GOALS)	14-61-0121
REPLACEMENT CANVAS ANTI WAVE CLUB WALL GOAL	30-61-1003
BALL RELEASE SYSTEM	14-61-1002
REPLACEMENT FLOATATION FOAM - PRO SERIES & FOLDING GOALS (2PCS)	14-61-131
DECK ANCHORS FOR CLUB SERIES WALL GOAL (SET OF 2)	17-61-007
WATER POLO GOAL ROPE - WHITE	5-61-005





AXS2 FIXED POOL LIFT

**Description:**  
A low profile pool lift that is an ideal access solution for community, aged-care and rehabilitation swimming pools. The aXs2 lift installs into your pool deck via a locking anchor.

**Ordering:**  
Please specify product number when ordering.



Model	Product Code
AXS2	310-0000EU

SPLASH! POOL LIFT

**Description:**  
Designed for swimming facilities seeking to provide user-friendly access to their swimming pools. The Splash! Lift installs into your pool deck via anchor, and can be easily removed with the included caddy. Also available in an Extended Reach version for use on pools with gutter configurations requiring a longer reach.

**Ordering:**  
Please specify product number when ordering.



Model	Product Code
SPLASH!	300-0000EU
SPLASH! EXTENDED REACH	370-0000EU
SPLASH! HI/LO	350-0000EU
SPLASH! HI/LO EXTENDED REACH	385-0000EU

MULTILIFT™ POOL LIFT WITH FOLDING SEAT

**Description:**  
A flanged pool lift, with left or right side mounting and folding seat. Ideal for hotels and aged care facilities.

**Ordering:**  
Please specify product number when ordering.



Model	Product Code
MULTILIFT (WITH FOLDING SEAT)	575-0100
MULTILIFT WHEEL-A-WAY KIT	500-5500

PAL2 MOBILE POOL LIFT

**Description:**  
A free-standing pool lift that is sleek and modern design with an attractive matte finish. Standard features include the LiftOperator Intelligent Control (mounted on the mast), a 24-volt rechargeable battery, waterproof hand control, armrests, footrest and seatbelt assembly. Also available in Hi/Lo version for facilities that have both in-ground and raised spas.

**Ordering:**  
Please specify product number when ordering.



Model	Product Code
PAL2	202-0000EU
PAL2 HI/LO	252-0000EU

POOL ACCESS PLATFORM LIFT

**Description:**  
A hydraulic driven Mobile Platform Lift that allows users to descend into the pool from an aquatic chair or from a standing position. Designed with in-deck mounting points, electro-polished 316L stainless steel and high-density polyethylene construction. Using an in-built dual pressure control panel the user can independently descend into the pool.

**Ordering:**  
Please specify product number when ordering.



Model	Product Code
LM-EVO PLATFORM LIFT	LM-EVO
LM-200 PLATFORM LIFT	LM-200

MAC (MOBILE AQUATIC CHAIR)

**Description:**  
Essential for facilities utilising a ramp, zero-depth entry or movable floor. The MAC is built specifically for use in aquatic environments with a powder coated stainless steel frame to resist corrosion and a swing away arm for easy transfer.

**Ordering:**  
Please specify product number when ordering.



Model	Product Code
MAC (MOBILE AQUATIC CHAIR)	AC0000

POOL ACCESS ATTACHMENTS

**Ordering:**  
Please specify product number when ordering.



Model	Product Code
POOL SLING LIFT	550-2000
STABILITY STRAP	900-6000
SPINE BOARD ATTACHMENT	500-1000

ACCESSIBILITY EQUIPMENT PARTS & ACCESSORIES

**Ordering:**  
Please specify product number when ordering.



Model	Product Code
POOL LIFT COVER	920-5000
LOCKING SQUARE DECK ANCHOR W/ CAP	300-6200L
SPLASH CADDY (ASSEM IN BOX)	400-0000
LIFT OPERATOR REPLACEMENT BATTERY	1001495
LIFT OPERATOR CHARGER (MUST BE PURCHASED WITH ADAPTOR KIT)	1001530
LIFT OPERATOR ADAPTOR KIT (MUST BE PURCHASED WITH CHARGER)	1001535
LIFT OPERATOR HAND CONTROL	1001600
LIFT OPERATOR UPGRADE KIT	1001550EU
LINAK REPLACEMENT BATTERY	100-2000
LINAK CHARGER	100-3030
ACTUATOR ASSEMBLY (LA34)	100-5000A
LIFT OPERATOR CONTROL BOX	400-7000
SIGN "LIFT AVAILABLE"	900-5000

DESIGNER RAILS & LADDERS

**Description:**  
Artisan and Meridian Designer Rails provide an elegant, custom look for commercial swimming pools, resorts and hotels.

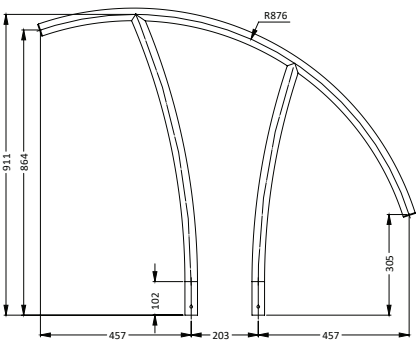
**Ordering:**  
Please specify product number when ordering.



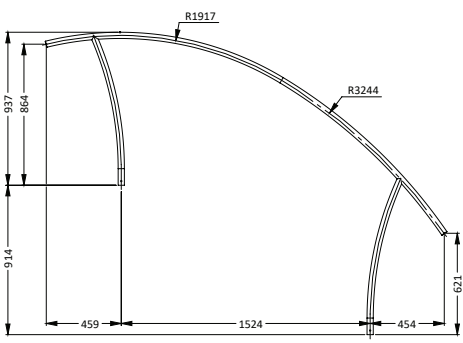
Model	Product Code
ARTISAN SERIES HAND RAIL (DECK MOUNTED – STANDARD)	ART-1001-MG
ARTISAN SERIES HAND RAIL (DECK MOUNTED – FLANGED)	ART-1001-MGF
ARTISAN SERIES STAIR RAIL	ART-1002-MG
ARTISAN SERIES STAIR RAIL (DECK MOUNTED – STANDARD)	ART-1004-MG
ARTISAN SERIES STAIR RAIL (DECK MOUNTED – FLANGED)	ART-1004-MGF
ARTISAN SERIES HAND RAIL (DECK MOUNTED – STANDARD)	ART-1005-MG
MERIDIAN SERIES HAND RAIL (DECK MOUNTED – STANDARD)	MER-1001S-MG
MERIDIAN SERIES STAIR RAIL	MER-1002-MG
MERIDIAN SERIES STAIR RAIL (DECK MOUNTED – STANDARD)	MER-1004-MG
STAINLESS STEEL REJUVENATION KIT	SR-SS-REJUV-KIT



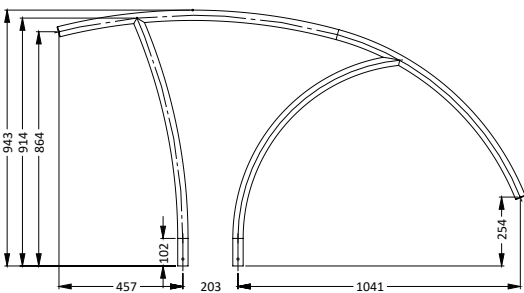




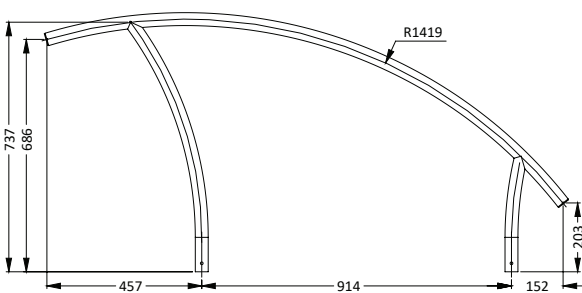
Artisan Series Hand Rail  
(ART-1001-MG)



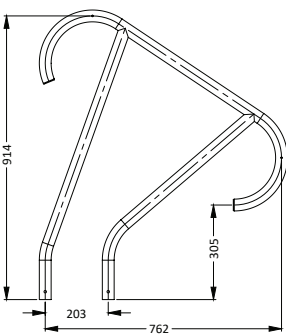
Artisan Series Stair Rail  
(ART-1002-MG)



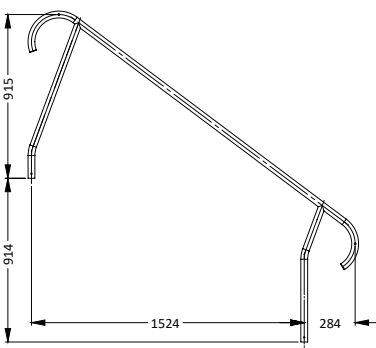
Artisan Series Stair Rail  
(ART-1004-MG)



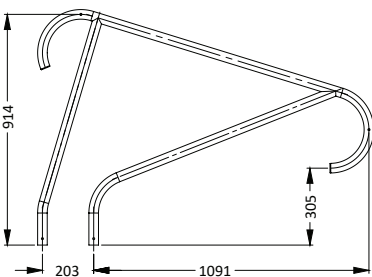
Artisan Series Hand Rail  
(ART-1005-MG)



Meridian Series Hand Rail  
(MER-1001S-MG)



Meridian Series Stair Rail  
(MER-1002-MG)




Meridian Series Stair Rail  
(MER-1004-MG)

STANDARD RAILS & LADDERS

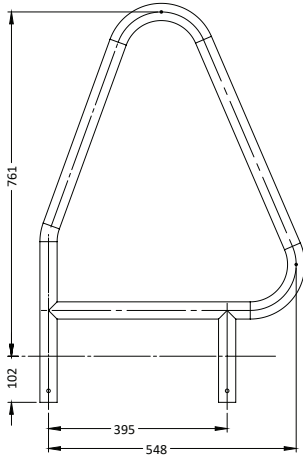
**Description:**  
Offering a wide range of hand-crafted traditional models to suit every application.

**Ordering:**  
Please specify product number when ordering.

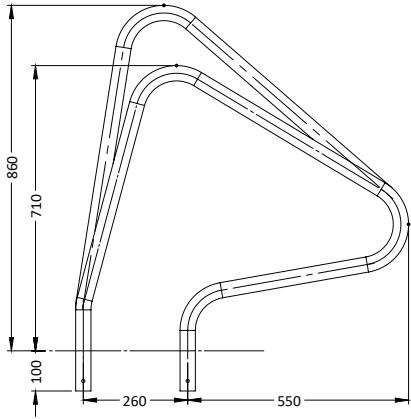


Model	Product Code
TRIANGLE GRAB RAIL - STANDARD (PAIR)	SR-6S
TRIANGLE GRAB RAIL - FLANGED (PAIR)	SR-6F
DUAL HEIGHT FIGURE 4 GRAB RAIL - STANDARD	SR-7S
DUAL HEIGHT FIGURE 4 GRAB RAIL - FLANGED	SR-7F
LONG STURDY STAIR RAIL - STANDARD (SINGLE)	SR-GS
LONG STURDY STAIR RAIL - FLANGED (SINGLE)	SR-GF
DMS DECK MOUNTED STAIR RAIL – 48MM TUBE – FLANGED	DMS-102F
DMS DECK MOUNTED STAIR RAIL – 48MM TUBE – STANDARD	DMS-102S
PRETZEL GRAB RAIL - STANDARD (PAIR)	SR-8S
PRETZEL GRAB RAIL - FLANGED (PAIR)	SR-8F
COMMERCIAL TWO-STEP LADDER - STANDARD	SR-CS-2
COMMERCIAL TWO-STEP LADDER - FLANGED TOP	SR-CFT-2
COMMERCIAL TWO-STEP LADDER - FLANGED TOP & BOTTOM	SR-CF-2
COMMERCIAL THREE-STEP LADDER - STANDARD	SR-CS-3
COMMERCIAL THREE-STEP LADDER - FLANGED TOP	SR-CFT-3
COMMERCIAL THREE-STEP LADDER - FLANGED TOP & BOTTOM	SR-CF-3
COMMERCIAL FOUR-STEP LADDER - STANDARD	SR-CS-4
COMMERCIAL FOUR-STEP LADDER - FLANGED TOP	SR-CFT-4
COMMERCIAL FOUR-STEP LADDER - FLANGED TOP & BOTTOM	SR-CF-4
GUTTER TWO-STEP LADDER - STANDARD	SR-WS-2
GUTTER TWO-STEP LADDER - FLANGED TOP	SR-WFT-2
GUTTER TWO-STEP LADDER - FLANGED TOP & BOTTOM	SR-WF-2
GUTTER THREE-STEP LADDER - STANDARD	SR-WS-3
GUTTER THREE-STEP LADDER - FLANGED TOP	SR-WFT-3
GUTTER THREE-STEP LADDER - FLANGED TOP & BOTTOM	SR-WF-3
GUTTER FOUR-STEP LADDER - STANDARD	SR-WS-4
GUTTER FOUR-STEP LADDER - FLANGED TOP	SR-WFT-4
GUTTER FOUR-STEP LADDER - FLANGED TOP & BOTTOM	SR-WF-4
BRACED NARROW TWO-STEP LADDER - STANDARD	SR-BS-2
BRACED NARROW TWO-STEP LADDER - FLANGED TOP	SR-BFT-2
BRACED NARROW TWO-STEP LADDER - FLANGED TOP & BOTTOM	SR-BF-2
BRACED NARROW THREE-STEP LADDER - STANDARD	SR-BS-2
BRACED NARROW THREE-STEP LADDER - FLANGED TOP	SR-BFT-2
BRACED NARROW THREE-STEP LADDER - FLANGED TOP & BOTTOM	SR-BF-2
BRACED NARROW FOUR-STEP LADDER - STANDARD	SR-BS-2
BRACED NARROW FOUR-STEP LADDER - FLANGED TOP	SR-BFT-2
BRACED NARROW FOUR-STEP LADDER - FLANGED TOP & BOTTOM	SR-BF-2
HEAVY DUTY THREE-STEP LADDER - FLANGED TOP & BOTTOM	SR-XS-3
HEAVY DUTY FOUR-STEP LADDER - FLANGED TOP & BOTTOM	SR-XS-4
HEAVY DUTY FIVE-STEP LADDER - FLANGED TOP & BOTTOM	SR-XS-5
STAINLESS STEEL REJUVENATION KIT	SR-SS-REJUV-KIT

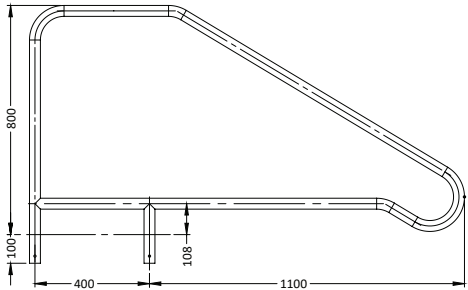
COMMERCIAL POOL SURROUND EQUIPMENT



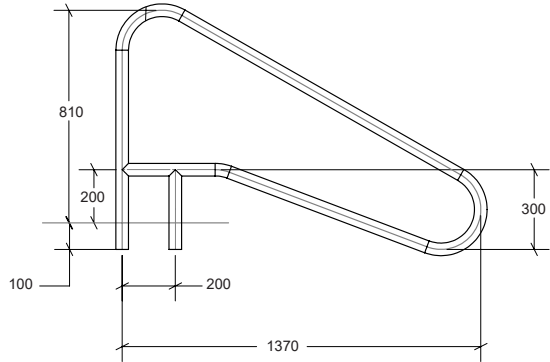
Triangle Grab Rail  
(SR-6S Standard/SR-6F Flanged)



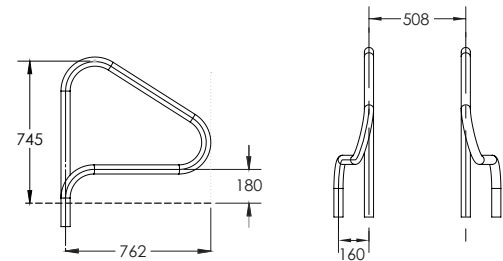
Dual Height Figure 4 Grab Rail  
(SR-7S Standard/SR-7F Flanged)



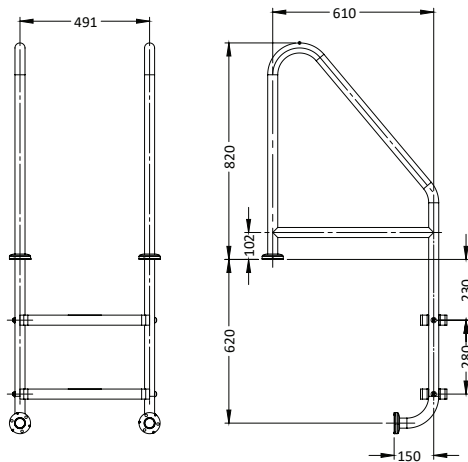
Long Sturdy Grab Rail  
(SR-GS Standard/SR-GF Flanged)



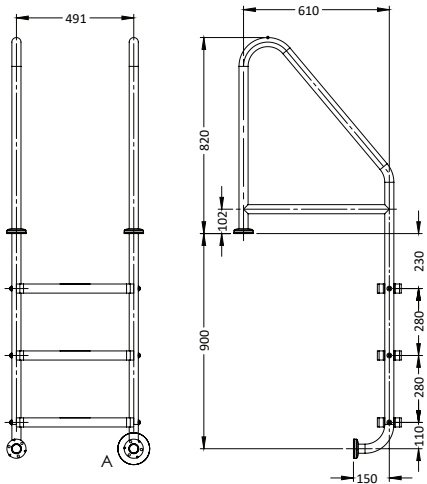
Deck Mounted Stair Rail  
(DMS-102S Standard/DMS-102F Flanged)



Pretzel Grab Rail  
(SR-8S Standard/SR-8F Flanged)

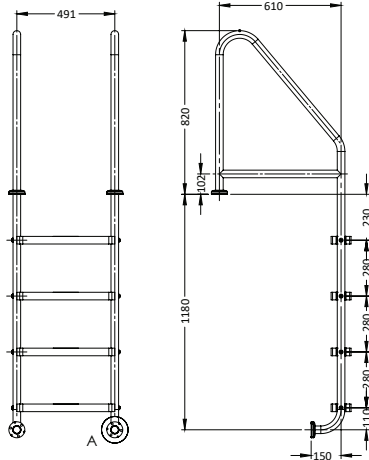


Commercial Two-Step Ladder  
(SR-CS-2 Standard/SR-CFT-2 Flanged Top/ SR-CF-2 Flanged Top & Bottom)

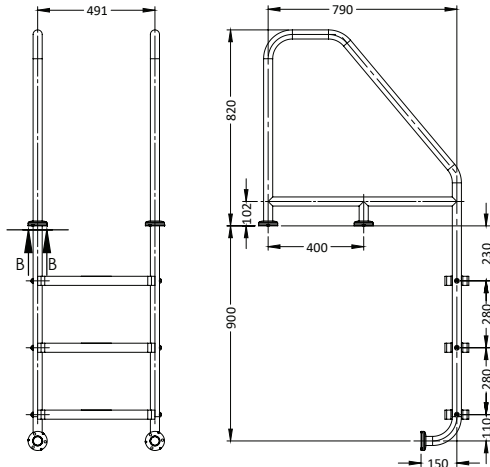


Commercial Three-Step Ladder  
(SR-CS-3 Standard/SR-CFT-3 Flanged Top/ SR-CF-3 Flanged Top & Bottom)

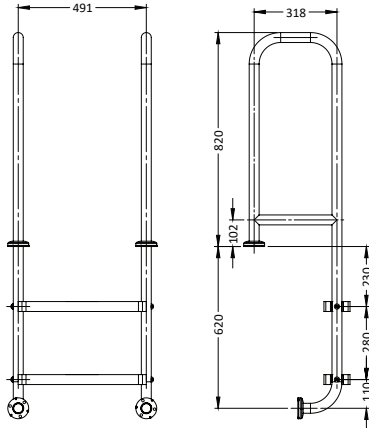
COMMERCIAL POOL SURROUND EQUIPMENT



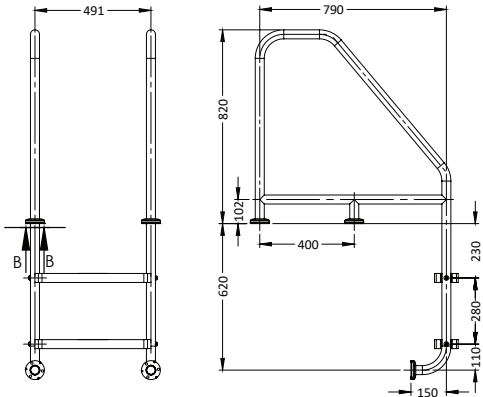
Commercial Four-Step Ladder  
(SR-CS-4 Standard/SR-CFT-4 Flanged Top/ SR-CF-4 Flanged Top & Bottom)



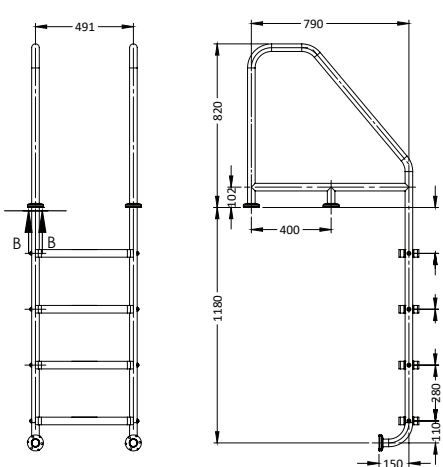
Gutter Three-Step Ladder  
(SR-WS-3 Standard/SR-WFT-3 Flanged Top/ SR-WF-3 Flanged Top & Bottom)



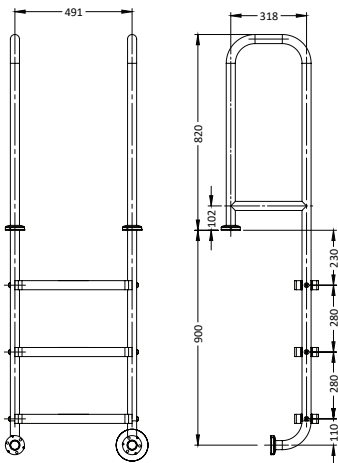
Braced Narrow Two-Step Ladder  
(SR-BS-2 Standard/SR-BFT-2 Flanged Top/ SR-BF-2 Flanged Top & Bottom)



Gutter Two-Step Ladder  
(SR-WS-2 Standard/SR-WFT-2 Flanged Top/ SR-WF-2 Flanged Top & Bottom)

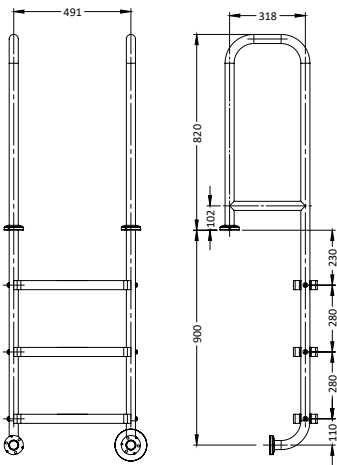


Gutter Four-Step Ladder  
(SR-WS-4 Standard/SR-WFT-4 Flanged Top/ SR-WF-4 Flanged Top & Bottom)

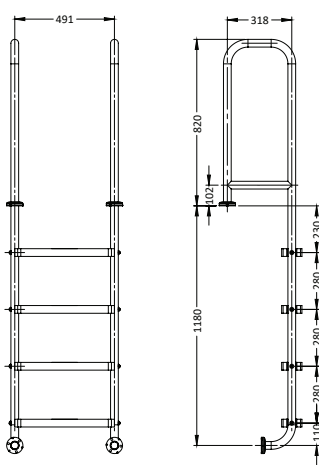


Braced Narrow Three-Step Ladder  
(SR-BS-3 Standard/SR-BFT-3 Flanged Top/ SR-BF-3 Flanged Top & Bottom)

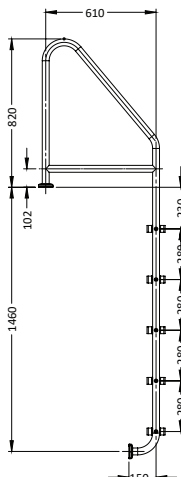
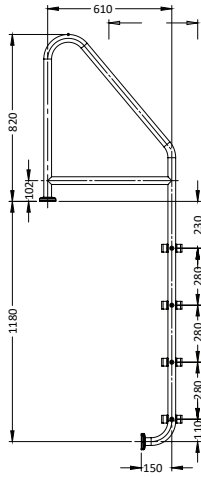
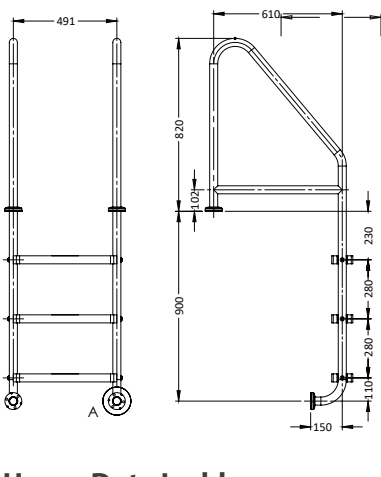




**Braced Narrow Three-Step Ladder**  
(SR-BS-3 Standard/SR-BFT-3 Flanged Top/ SR-BF-3 Flanged Top & Bottom)




**Braced Narrow Four-Step Ladder**  
(SR-BS-4 Standard/SR-BFT-4 Flanged Top/ SR-BF-4 Flanged Top & Bottom)



**Heavy Duty Ladders**  
(SR-XS-3 Three-Step Ladder Flanged Top & Bottom/ SR-XS-4 Four-step Ladder Flanged Top & Bottom)/  
SR-XS-5 Five-Step Ladder Flanged Top & Bottom)

Custom Designs Available



SENTRY® LIFEGUARD CHAIR

- Description:**
- Constructed from HDPE for strength and low maintenance
  - Marine grade, 316 stainless steel hardware
  - 76cm chair comes with brackets for anchoring to pool deck, and 107cm chair drilled to accept anchors (recommended, but not provided)
  - Textured treads for slip resistant surface
  - Cup & umbrella holder
  - Easy to assemble

**Ordering:**  
Please specify product number when ordering.



Model	Product Code
76CM SENTRY LIFEGUARD STAND	SLGC-30
107CM SENTRY LIFEGUARD STAND	SLGC-42
167CM SENTRY LIFEGUARD CHAIR	SLGC-66
76CM CHAIR ANCHOR BRACKETS	13-501
76CM WHEEL KIT/107 WHEEL KIT	13-502 / 13-503
HARDWARE REPLACEMENT KIT FOR 76CM CHAIR / 107CM CHAIR	13-530 / 13-542
HARDWARE REPLACEMENT KIT FOR 76CM CHAIR / 107CM CHAIR	SR-SS-REJUV-KIT

SENTRY® LIFEGUARD CHAIR

**Description:**  
The Vista Lifeguard Chair allows lifeguards to easily scan large pool areas. This easily movable unit allows you the flexibility of moving your lifeguard stations as needed. The seat swivels 360° for uninhibited scanning.

**Ordering:**  
Please specify product number when ordering.



Model	Product Code
1.8M VISTA LIFEGUARD CHAIR	US48500





SWIMMING POOL GRATING

**Description:**  
Transverse Grating  
Transverse grating is an overflow swimming pool grating made from engineered plastic that provides excellent strength, durability and is also easy on feet and hands.

Longigate Grating  
Longigate grating is an overflow swimming pool grating made from engineered plastic that provides excellent strength, durability and is also easy on feet and hands.

**Ordering:**  
Please specify product number when ordering.  
Sold in 1m sections.



Model	Product Code
TRANSVERSE GRATING 250MM (PER METRE)	16-61-250T
TRANSVERSE GRATING 300MM (PER METRE)	16-61-300T
TRANSVERSE GRATING 350MM (PER METRE)	16-61-350T
CUSTOM RISERS - TRANSVERSE GRATING (PER METRE)	16-61-999R
CUSTOM COLOURS (PER METRE)	16-61-999C
CUSTOM TRIMMING (PER METRE)	16-61-999T
LONGITUDINAL GRATE 300MM (PER METRE)	WETDECK-300
LONGITUDINAL GRATE 350MM (PER METRE)	WETDECK-350
LONGITUDINAL GRATE 400MM (PER METRE)	WETDECK-400
LONGITUDINAL GRATE 300MM - CORNER	WETDECK-300C
LONGITUDINAL GRATE 350MM - CORNER	WETDECK-350C
LONGITUDINAL GRATE 400MM - CORNER	WETDECK-400C



FLUIDRA COMMERCIAL  
COVERS & ROLLERS

Sunbather®



THERMAL COVERS

**THERMAL - A SIMPLY BRILLIANT IDEA.**  
Sunbather Thermal Covers are UV stabilised, closed cell, cross-linked foam, flame-bonded between layers of polyethylene fabric. Simple and brilliant!

They lock in heat overnight and reduce evaporation by 95% and pay for themselves in a couple of years.

**LOSING HEAT OVERNIGHT IS EXPENSIVE.**  
Fuel heaters are expensive to run but having a cold pool at the start of every day will also cost you money. The answer is simple. Cover your pool with a Sunbather Thermal Pool Cover when it's not in use and you'll slash your annual heating costs dramatically.

**WATER EVAPORATION COSTS THE ENVIRONMENT AND COSTS YOU MONEY.**  
Water loss is an environmental and a financial loss. The table shows, water loss on uncovered and unheated pools is almost twice their water volume every year! Heating doubles that loss. In the hotter regions it's even more. A Sunbather pool cover has the potential to save up to 95% of water evaporation. On a 500sqm unheated Sydney commercial pool that's over half a million litres.

	ANNUAL EVAPORATION	WATER LOST 30m POOLS	WATER LOSS 40m POOLS	WATER LOSS 500m² POOLS
SYDNEY	1400 MM	42,000 LTRS	56,000 LTRS	700,000 LTRS
MELBOURNE	1400 MM	42,000 LTRS	56,000 LTRS	700,000 LTRS
BRISBANE	1500 MM	45,000 LTRS	60,000 LTRS	750,000 LTRS
PERTH	1800 MM	54,000 LTRS	72,000 LTRS	900,000 LTRS
ADELAIDE	1900 MM	57,000 LTRS	76,000 LTRS	950,000 LTRS
HOBART	1100 MM	33,000 LTRS	44,000 LTRS	550,000 LTRS
DARWIN	2200 MM	66,000 LTRS	88,000 LTRS	1,100,000 LTRS

Source: [http://www.bom.gov.au/cgi-bin/climate/cgi\\_bin\\_scripts/evaporation.cgi](http://www.bom.gov.au/cgi-bin/climate/cgi_bin_scripts/evaporation.cgi) Figures will vary with climatic conditions.

**IT PAYS FOR ITSELF!**  
Annual savings on fuel bills with a Sunbather Thermal Pool Cover usually recoup the entire system cost in just one or two years! After that it's all extra profit.

**ONLY THE SUPER TOUGH SURVIVE.**  
Sunbather pioneered and dominates commercial thermal pool covers by designing covers that are clever and tough.

Outdoor covers have wind-edging. Indoor pools get double mesh edging. Fixtures are stainless steel. Sunbather innovations are driven by the need to perform while coping with a commercial pool environment.

**Ordering:**  
Please contact your Fluidra Commercial sales representative to discuss.





ROLLER SYSTEMS

ROLLERS FOR EVERY TASK.

From basic hand-operated rollers to their state-of-the-art motorised units, every Sunbather roller is made to the same exacting quality and performance standards.

Every pool is unique and Sunbather's ability to create bespoke solutions for every site makes them the leader in high tech thermal pool cover and roller systems.

Swimming pool chemicals, salt, and temperatures are a harsh environment for rollers which is why a combination of stainless steel, acetal, and nylon ensure the industry leading 200S roller will stand the test of time.

Roller shafts are anodised aluminium. The housing is of robust stainless steel. Bearing and locking bolts are acetal. Wheels are made of the toughest nylon with stainless steel swivel castors and brakes.


The unique Drop Bolt system ensures correct, stable and repeatable positioning for ease and safety.



UNDERSEAT ROLLER



ROLLER WITH STARTING BLOCK EXTENSION



AQUAVALET

THE FUTURE IS MOTOR-DRIVEN.

Given the impact of OH&S and the size of modern pool covers, the future for commercial pool rollers is motor-driven.

Motors can be hidden inside the roller shaft itself.

They can be wall-mounted, side-mounted, end mounted, installed under benches or even hung from the ceiling.

They can be remote controlled and key-lockable.

They can straddle starting blocks; cope with lane ropes; cope with pools 50m and longer and even cope with negative edge and wet deck pools.

In essence they are practical, out of the way, simple to use and cost effective with energy and OH&S savings



MOTORISED WALL-MOUNTED ROLLERS



SIDE DELIVERY ROLLERS

**Ordering:**  
Please contact your Fluidra Commercial sales representative to discuss.

HIDDEN COVERS

MOTORISED IN-PIT ROLLER IS OUT OF SIGHT.

Sunbather's Motorised In-Pit Roller Cover System was the 2014 Pool Product of the Year because it solves a key problem, especially on commercial pools.

When the pool is in use the roller and the pool cover is hidden under a hinged lid. With the lid closed and sitting flat with the pool deck, both roller and cover are out of sight and out of the way.

Then, when the pool closes, the lid is opened and the thermal cover is pulled out to cover the pool, keeping it warm and clean.

Right now, Sunbather's Motorised In-Pit Roller is the hottest thing in the commercial pool heating world

AQUA VALET = OH&S PROTECTION.

The Aqua Valet removes and deploys large pool covers in minutes. Driving a standard roller or the Motorised In-Pit Roller system it's the perfect solution for today's OH&S considerations.

Stainless steel and anodised aluminium construction, it suits pool lengths up to & over 50m with variable speed operation. For added safety it has a circuit breaker, spring loaded switches, grab handles, wheel brakes, drop bolts, soft start and can be customised for use on remote controlled motorised rollers.

It's power comes from a rechargeable Long Life 24v DC, so no long power cables and no battery maintenance.

THE KEY TO THE PERFECT COMMERCIAL POOL COVER.

The Sunbather Security Cover is automatic. To open the pool just turn the key and the cover quietly retracts. Turn it again and the cover glides out to seal the pool.

It's called a Security Cover because the pool is key locked and it's rigid foam-filled CVX slats are strong enough to support small children and pets.

Those interlocking slats reduce water loss through evaporation and, on indoor pools, damaging condensation. Outdoors, they also keep leaves, debris, birds and animals out of the pool.

Like all Sunbather thermal covers, the CVX Security Cover locks in heat overnight to save energy.





# FLUIDRA COMMERCIAL WELLNESS EQUIPMENT



## POOL SURROUND WATER JET

**Description:**  
Water jets for the pool surround, featuring a swan-neck shaped cylindrical section. These features provide a high pressure jet of water for a relaxing massage. Manufactured from polished AISI-316 stainless steel. An anchor plate is required for installation (ordered seperately) and can be used with 4 interchangeable nozzles (also ordered seperately)

**Ordering:**  
Please specify product number when ordering.



Model	Product Code
POOL SURROUND WATER JET	34039
ANCHOR PLATE TO SUIT	34040
UNIFORM PRESSURE NOZZLE	34041
DOUBLE PRESSURE NOZZLE	34042
DIFFUSER SPRAY NOZZLE	40433
FAN SPRAY NOZZLE	34044

## POOL SURROUND CASCADE

**Description:**  
A cascade for the pool surround, designed to create an intense yet deeply relaxing curtain of water. Manufactured from polished AISI-316 stainless steel, an anchor plate is required for installation (ordered seperately).

**Ordering:**  
Please specify product number when ordering.



Model	Product Code
POOL SURROUND CASCADE	34032
ANCHOR PLATE TO SUIT	34033

## WALL MOUNTED WATER JET

**Description:**  
A wall mounted water jet featuring a cylindrical cross section. Designed to produce multiple high pressure water jets for a back and shoulder massage with medium intensity. Manufactured from polished AISI-316 stainless steel, an anchor plate is required for installation (ordered seperately).

**Ordering:**  
Please specify product number when ordering.



Model	Product Code
WALL MOUNTED WATER JET	34464
ANCHOR PLATE TO SUIT	19983



MASSAGE NOZZLE KIT

**Description:**  
A set of 3 massage effect nozzles, using a combination of water and air to stimulate calves, thighs and hips. These units are installed in a vertical arrangement on the wall of the pool at a height of 300mm, 600mm and 900mm from the flow. Also requiring a hand rail (ordered seperately) which can be mounted on the wall or the pool deck. The rail serves two purposes, allowing the user a place to hold but also provides an air intake for the nozzles via a venturi system. Manufactured from polished AISI-316 stainless steel.

**Ordering:**  
Please specify product number when ordering.



Model	Product Code
MASSAGE NOZZLE KIT - CONCRETE	34049
MASSAGE NOZZLE KIT - LINER	40981
HAND RAIL (SUITS BOTH)	34050

NECK MASSAGE

**Description:**  
A new hydro-leisure element for a relaxing neck massage. The design allows for it surround the entire neck area for an effective and enjoyable massage. Manufactured from polished AISI-316 stainless steel, it incorporates 6 adjustable mini jet streams.

**Ordering:**  
Please specify product number when ordering.



Model	Product Code
NECK MASSAGE	60792

HYDROMASSAGE TUBULAR BEDS

**Description:**  
An elegant, modern design out of tubular steel. A single bed to which additional units can be added to achieve desired width. Requires blower to deliver air flow of 80 m3/hr @ 100 mbar. Manufactured from polished AISI-316 stainless steel, optional side covers are available (ordered seperately).

**Ordering:**  
Please specify product number when ordering.



Model	Product Code
HYDROMASSAGE TUBULAR BED	58812

HYDROMASSAGE LOUNGER

**Description:**  
An elegant, modern design to provide maximum comfort. Air is injected through the central base of the lounge to provide a muscle relaxing massage. Requires blower to deliver air flow of 150 m3/hr @ 100 mbar. Manufactured from polished AISI-316 stainless steel, a central column is required as part of the installation (ordered seperately).

**Ordering:**  
Please specify product number when ordering.



Model	Product Code
HYDROMASSAGE LOUNGE 1700MM	31998
LOUNGER COLUMN 1700MM	31996
HYDROMASSAGE LOUNGE 1450MM	32071
LOUNGER COLUMN 1450MM	32070

AIR BEDS

**Description:**  
Ergonomically designed massage unit with air jets in the back, lumbar and leg regions. Requires blower to deliver air flow of 80 m3/hr @ 100 mbar. Manufactured from polished AISI-316 stainless steel, models to suit both concrete and liner installation.

**Ordering:**  
Please specify product number when ordering.



Model	Product Code
SINGLE MODEL – CONCRETE	35249
DOUBLE MODEL – CONCRETE	35250
SINGLE MODEL – LINER	41158
DOUBLE MODEL – LINER	41559

INOX PLUNGE POOLS

**Description:**  
Manufactured in one piece satin-finish stainless steel AISI-316L. Durable 2mm wall thickness with steps and includes 1 wall skimmer and 2 lights. Various equipment packages available to suit application, filtration and sanitisation requirements.

**Ordering:**  
Please specify product number when ordering.



Model	Product Code
COLD PLUNGE 1 - 218 X 98 X 108CM	71482
COLD PLUNGE 2 - 358 X 98 X 108CM	71483






ASTRALPOOL 

# SKYPOOL

## COMPETITION POOL

TECHNOLOGY & SOLUTIONS



PUMPS AND STRAINERS  
FILTERS  
VALVES AND FITTINGS  
DISINFECTION  
HEATERS  
CLEANERS  
BLOWERS  
POOL BASIN EQUIPMENT  
**POOL SURROUND EQUIPMENT**  
SKYPOOL  
POOL PROGRAMMING

PUMPS AND STRAINERS  
FILTERS  
VALVES AND FITTINGS  
DISINFECTION  
HEATERS  
CLEANERS  
BLOWERS  
POOL BASIN EQUIPMENT  
POOL SURROUND EQUIPMENT  
**SKYPOOL**  
POOL PROGRAMMING



SKYPOOL SOLUTIONS



**SkyPool, the solution for prefabricated hot-dipped galvanized and stainless steel competition panel pools, using the safest, most efficient technology available.**

Specializing in delivering end-to-end competition pool projects, the ASTRALPOOL brand, which belongs to the Fluidra group, manufactures structures that adapt to existing, fixed and potential infrastructures.



KNOW-HOW

AstralPool, with more than 50 years of experience in the world of pools, has become a leader in prefabricated galvanized steel panel pools. Our flexibility and drive, in addition to the way we adapt to the requirements and regulations of each market have led us to build pools in more than 60 countries, which has made us one of the companies with the greatest international outreach in the sector.

This great diversity in our range of hot-dipped galvanized and stainless steel pools not only makes us experts, but also pioneers in the development of solutions and improved production methods in our constant search for innovative technologies and concepts, all of which enables us to stay ahead of market requirements. Our sole goal: your satisfaction.



SKYPOOL IS THE BEST CHOICE



**WATERTIGHTNESS**

A final lining of a reinforced PVC that is extremely flexible and resistant ensures that pool shells are completely watertight.



**LOW MAINTENANCE COSTS**

As pool components are readily accessible, any problems are pinpointed faster, so repair and maintenance work is easier and costs less.



**PRECISION**

Unsurpassed precision in the manufacture and construction of pools ensures extremely accurate tolerances are attained, impossible to obtain in traditional systems. Our pools are homologated for use in official competitions in line with FINA standards.



**SUSTAINABLE**

All components can be recycled, are noncontaminating and are manufactured using processes with a low environmental impact.



**COST**

As no complex infrastructure has to be built, a high performance pool can be obtained at a lower cost.

SKYPOOL THE BEST PERFORMANCE

**TECHNOLOGY**

Thanks to the technology used in the construction of SkyPool panel pools, their precision and accuracy comply with FINA regulations.

We have leveling and dimensional tolerance adjustment systems, in addition to materials resistant to subsidence and expansion.

A SkyPool is the result of experience and the use of cutting-edge technologies for the design, manufacture and installation of our pools.

**READILY ACCESSIBLE POOLS THAT ARE EASY TO RUN**

A typical pool installation can be checked from a technical gallery that provides access to the back of the panels for inspection, maintenance and repair work. This means that pools do not have to be emptied for such work, so they are easy and profitable to be run as a business concern.

All SkyPool facilities are adaptable, extremely durable and reliable.

**ENGINEERING CALCULATIONS**

The structural calculations for SkyPool panels are made to ensure the resistance of our installations and compliance with European and local standards.

We make specific seismic calculations in order to comply with the most rigorous standards and to ensure resistance to potential earthquakes, including in the most susceptible areas of the planet.



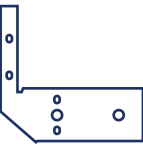
**SKYPOOL, MODULAR TECHNOLOGY FOR PREFABRICATED POOLS.**

SkyPool's modular technology makes possible the design of the most straightforward to the most complex shapes. The way the panels that form the framework of a pool are put together enables the mechanical stress caused by the water to be countered, whilst the buttresses make the structure stable and the assembly of the pool can be carried out with pinpoint accuracy. SkyPool adheres to seismic building codes thanks to the choice of an unwelded panel framework and its chemical anchor fastenings.



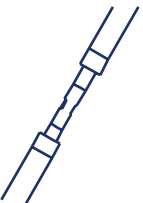
**OVERFLOW CHANNEL**

Totally modular. Can be made to measure for different grill and tile sizes.



**REINFORCED BRACKETS**

The brackets deliver greater resistance and stability in the overflow channel and panel area



**TENSIONER**

The tensioners are adjustable and enable a pool to be assembled down to the last millimeter.




**STANDS**

System of stands that provide better stability on the ground.



**LEVELING**

With a chemical anchoring fixture (30mm)



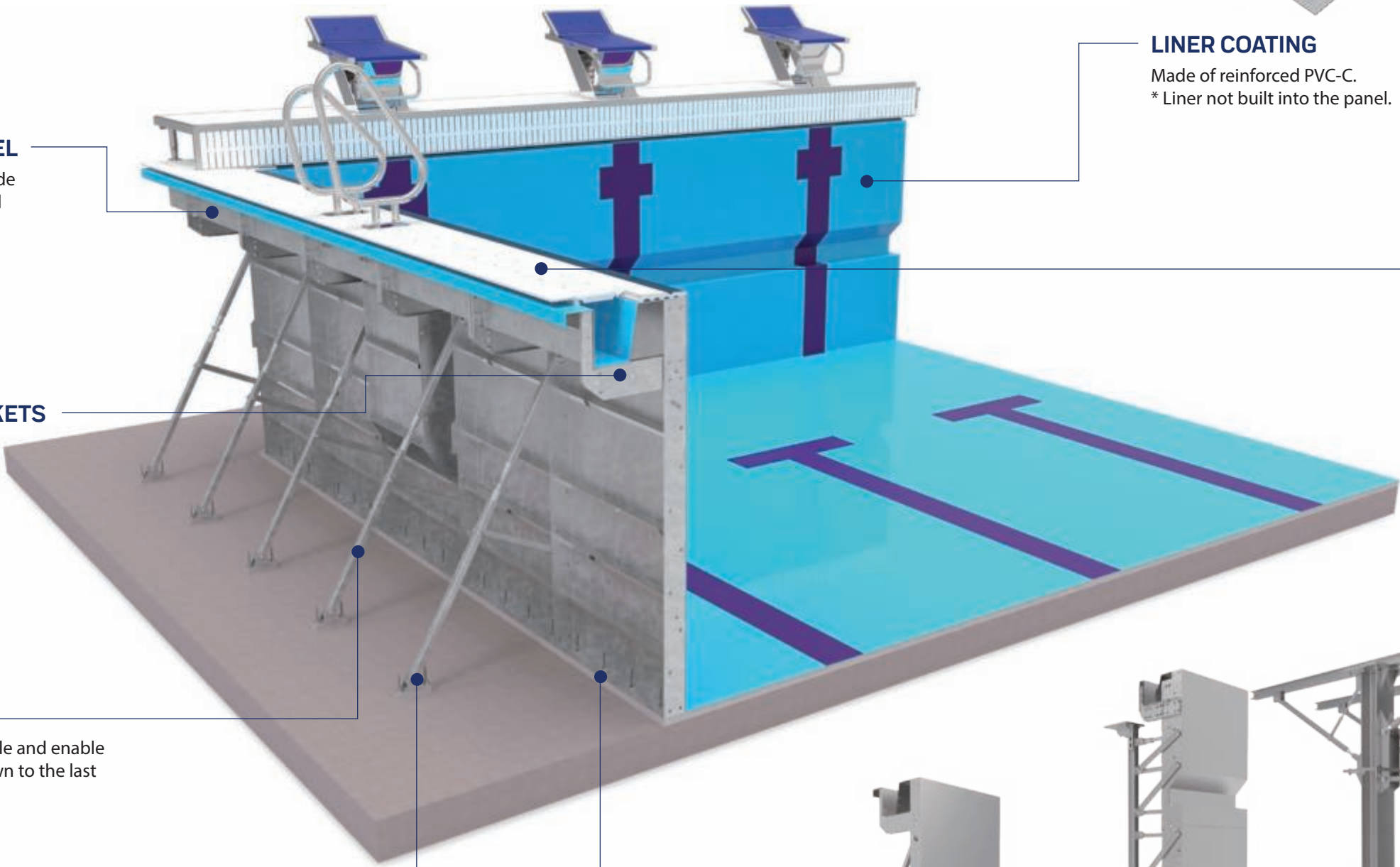
**LINER COATING**

Made of reinforced PVC-C.  
\* Liner not built into the panel.



**CERAMIC TILES**

Range of ceramic tiles to be placed on the overflow channel, with a high quality, non-slip finish.  
\* Tiles not built into the panel.



**SKYPOOL MODELS**



**BARCELONA  
PANEL**

**CAR PANEL**

**MELBOURNE  
PANEL**

**RENOVATION  
PANEL**

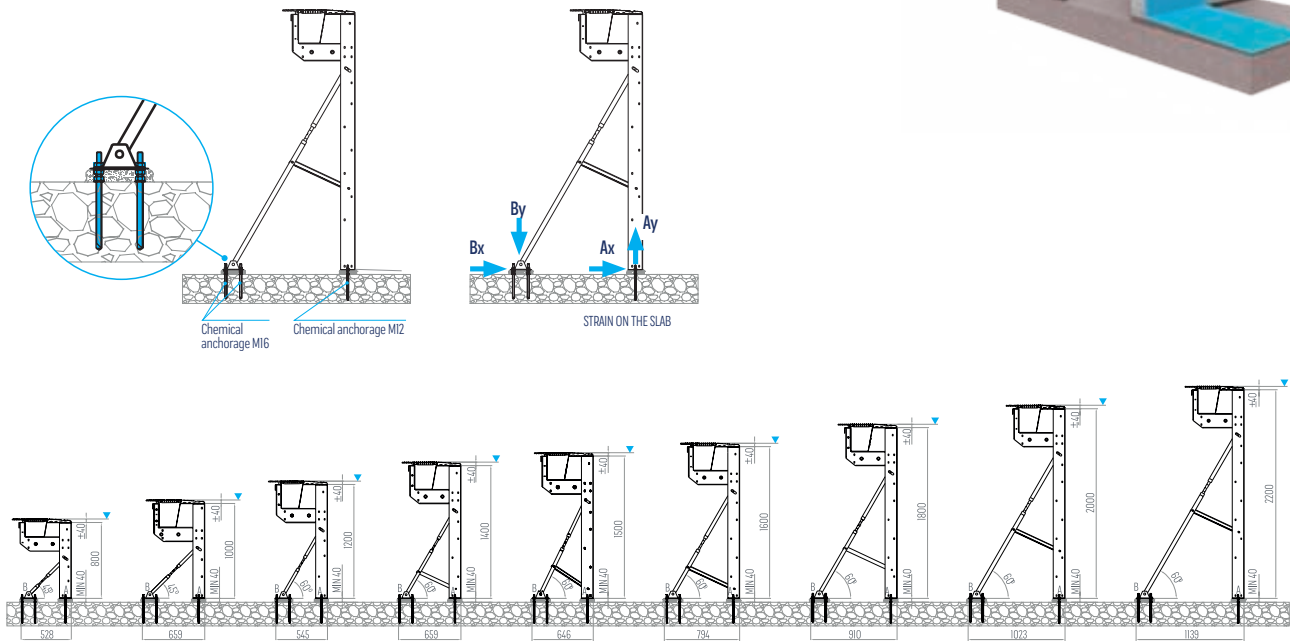



BARCELONA PANEL MODEL

**Description:**  
SkyPool's prefabricated pool panel system is patented by Fluidra for the construction of fully customized pools that are suitable for any architectural design.

Its self-supporting system allows it to be anchored to a concrete slab without the need to fasten a pool's outer decking to the slab. This design makes possible the differential absorption of the subsidence of the slab at the base of a pool. The panels can be supplied in hot-dipped galvanized steel and stainless steel.

SkyPool galvanized steel self-supporting panels suitable for pools of up to 2.2 m.



GENERAL SPECIFICATIONS											
PANEL		HEIGHT (ML)	0,8	1,0	1,2	1,4	1,5	1,6	1,8	2,0	2,2
		WIDTH (ML)	1.0 ML STANDARD SIZE (SPECIAL SIZES AVAILABLE ON REQUEST)								
PANEL WEIGHT		(KG)	56	62	70	76	80	87	96	104	113
TENSIONER			M16				M20			M24	
PANEL ANCHORS		CHEMICAL TYPE	M12								
REINFORCEMENT AN-CHORS		CHEMICAL TYPE	M12							M16	
PANEL FASTENING SCREWS		(8.8)	M10								
LOADS*											
ON PANEL	AX (KN)	A	-1,79	-2,56	-3,01	-4,59	-5,52	-6,44	-8,47	-10,73	-12,99
			-4,54	-5,72	-8,58	-10,18	-11,14	-12,1	-14,23	-16,6	-18,97
ON TENSIONER	AY (KN)	B	-3,54	-4,67	-5,02	-5,98	-6,55	-7,11	-8,42	-9,88	-11,34
			4,07	5,25	8,7	10,34	11,32	12,29	14,46	16,86	19,26
FINISHES AND MATERIALS											
PANEL MATERIALS			S235JR STEEL ACCORDING TO STANDARD UNE EN 10025								
PANEL FINISH			HOT-DIPPED GALVANIZED AND STAINLESS STEEL ACCORDING TO STANDARD UNE-EN-ISO 1461: 2009								
WATERPROOFING			REINFORCED ALKORPLAN-2000 LINER								
CERAMIC FINISH			ERGO 216 NON-SLIP + 035 NON-SLIP ROSA GRES								

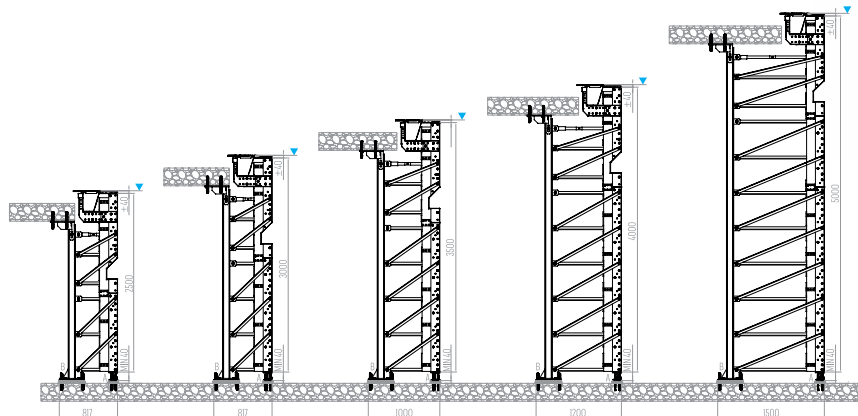
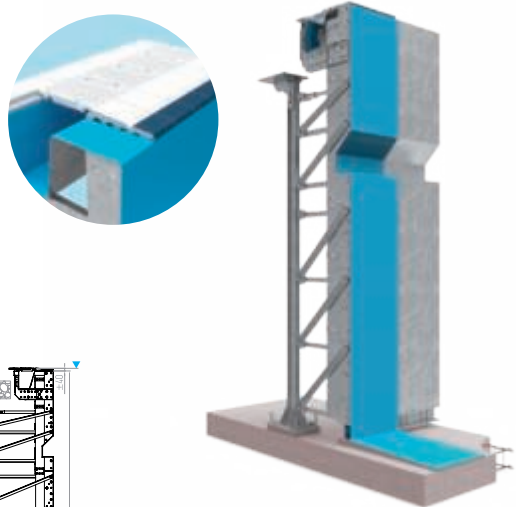
\* Considered water level hydrostatic load and variable loads according to standard UNE-EN-ISO 13451-1 on pool equipment

CAR PANEL MODEL

**Description:**  
The range of CAR prefabricated panels are specifically designed for very deep pools in order to comply with all standards on Olympic, semi-Olympic, Paralympic and world championship pools, and pools for water sports such as water polo, diving and synchronized swimming.

They are designed with a strong metal lattice framework anchored both to the concrete slab and to the formwork of a pool's decking.

Self-supporting galvanized steel panel suitable for pools of up to 5 m. Fastenings are required at the top and on the bottom.



GENERAL SPECIFICATIONS							
PANEL		HEIGHT (ML)	2,5	3,0	3,5	4,0	5,0
		WIDTH (ML)	1.0 ML STANDARD SIZE (SPECIAL SIZES AVAILABLE ON REQUEST)				
PANEL WEIGHT		(KG)	245	290	340	395	500
PANEL ANCHORS		CHEMICAL TYPE	M12		M20		
PANEL ANCHORS		CHEMICAL TYPE	M16		M20		
PANEL FASTENING SCREWS		(8.8)	M12				
			LOADS*				
ON PANEL	AX (KN)	A	ASK FOR DETAILS				
ON TENSIONER	AY (KN)	B					
			FINISHES AND MATERIALS				
PANEL MATERIALS			S235JR STEEL ACCORDING TO STANDARD UNE EN 10025				
PANEL FINISH			HOT-DIPPED GALVANIZED AND STAINLESS STEEL ACCORDING TO STANDARD UNE-EN-ISO 1461: 2009				
WATERPROOFING			REINFORCED ALKORPLAN-2000 LINER				
CERAMIC FINISH			ERGO 216 NON-SLIP + 035 NON-SLIP ROSA GRES				

\* Considered water level hydrostatic load and variable loads according to standard UNE-EN-ISO 13451-1 on pool equipment

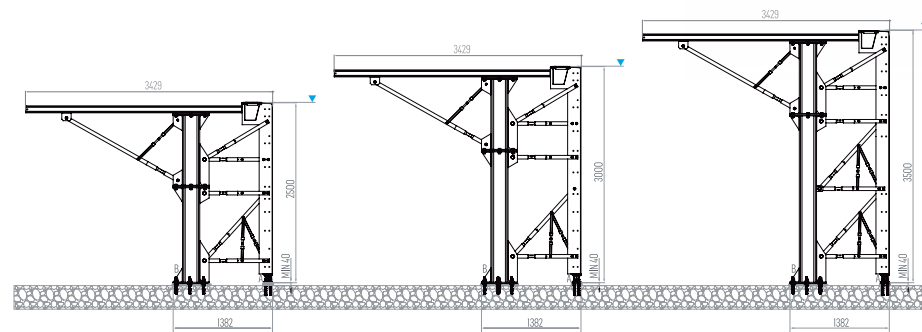

## MELBOURNE PANEL MODEL

**Description:**

Melbourne panels are a range of prefabricated panels for event pools, specifically designed for pool depths from 2.5 to 3.5 m. The self-supporting framework is anchored to the base slab and has a structure for building the outer decking. Ideal for building Olympic and synchronized swimming pools.

Temporary events. This type of panel is suitable for use in temporary events. The design of these pools makes it perfectly feasible to add bleachers in a stadium and they have an outer decking.

Galvanized steel panel suitable for pools of up to 3.5 m with structure to install the pool decking.



GENERAL SPECIFICATIONS						
PANEL		HEIGHT (ML)	2,5		3,0	3,5
		WIDTH (ML)	1.0 ML STANDARD SIZE (SPECIAL SIZES AVAILABLE ON REQUEST)			
PANEL WEIGHT		(KG)	1255		1370	1545
PANEL ANCHORS		CHEMICAL TYPE	M12			M16
REINFORCEMENT AN-CHORS		(8.8)	M16			M20
PANEL FASTENING SCREWS		(8.8)	M12			
LOADS*						
ON PANEL	AX (KN)	A	ASK FOR DETAILS			
ON TENSIONER	AY (KN)	B				
FINISHES AND MATERIALS						
PANEL MATERIALS			S235JR STEEL ACCORDING TO STANDARD UNE EN 10025			
PANEL FINISH			HOT-DIPPED GALVANIZED AND STAINLESS STEEL ACCORDING TO STANDARD UNE-EN-ISO 1461: 2009			
WATERPROOFING			REINFORCED ALKORPLAN-2000 LINER			
CERAMIC FINISH			ERGO 216 NON-SLIP + 035 NON-SLIP ROSA GRES			

\* Considered water level hydrostatic load and variable loads according to standard UNE-EN-ISO 13451-1 on pool equipment

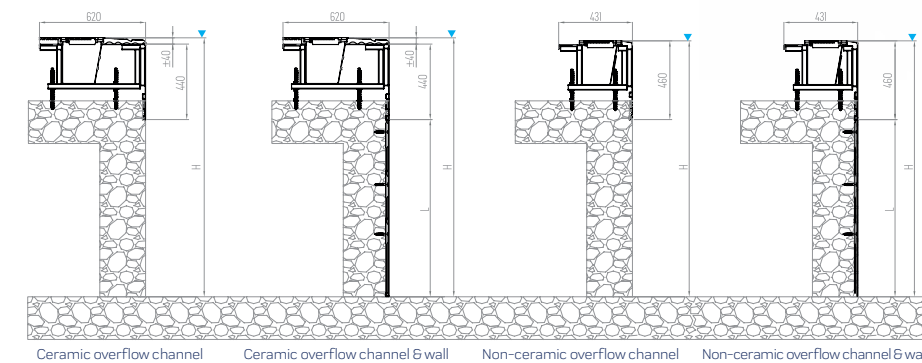

## RENOVATION PANEL MODEL

**Description:**

Replacement panels are the ideal solution for any old pools that have to be renovated to adapt to current standards and to give them a new lease of life.

Quick and easy to fit without the need to demolish the whole of a pool. Using galvanized steel replacement panels, only the pool's coping has to be demolished and a new overflow channel installed. Ceramic and non-ceramic finishes are available, and they have built-in drainage outlets. The most inexpensive solution to give your pool a new lease of life.

Galvanized steel SkyPool panel suitable for renovating any existing pool.



GENERAL SPECIFICATIONS					
		CERAMIC		NON-CERAMIC	
PANEL	TYPE	OVERFLOW CHANNEL	OVERFLOW CHANNEL & WALL	OVERFLOW CHANNEL	OVERFLOW CHANNEL & WALL
	DEPTH H (ML)	0,44	1,2	0,44	1,2
	DEPTH L (ML)	-		-	
	WIDTH (ML)	1.0 ML STANDARD SIZE (SPECIAL SIZES AVAILABLE ON REQUEST)			
PANEL WEIGHT	(KG)	36	55	32	51
PANEL ANCHORS	CHEMICAL TYPE	M12			
PANEL FASTENING SCREWS	(8.8)	M16			
FINISHES AND MATERIALS					
PANEL MATERIALS		S235JR STEEL ACCORDING TO STANDARD UNE EN 10025			
PANEL FINISH		HOT-DIPPED GALVANIZED AND STAINLESS STEEL ACCORDING TO STANDARD UNE-EN-ISO 1461: 2009			
WATERPROOFING		REINFORCED ALKORPLAN-2000 LINER			
CERAMIC FINISH		ERGO 216 NON-SLIP + 035 NON-SLIP ROSA GRES		DOES NOT APPLY	

\* Considered water level hydrostatic load and variable loads according to standard UNE-EN-ISO 13451-1 on pool equipment



SPECIFIC PANEL MODELS



STEP PANELS

**Description:**  
Panels with built-in ladders that comply with FINA standards. Supplied with split ladder, fastenings and asymmetric handrails to make it easy for swimmers to get in and out of a pool.



SWIMMER  
FOOTHOLD PANEL

**Description:**  
Built-in foothold at a depth of 1.2 m for swimmers to rest.




GLASS SIGHT PANEL

**Description:**  
Glass windows so that trainers and physiotherapists at high performance and rehabilitation centers are able to observe swimmers underwater.




EGARA




INCLINED PANELS

**Description:**  
Inclined panels can be supplied to the specifications of an architectural project.




CURVED PANELS

**Description:**  
Round and semicircular panels. They can be used to build free-form walls. Ideal for wellness centers and leisure areas.



INFINITY / COMPENSATION  
TANK PANEL

**Description:**  
Infinity effect thanks to the specific design of the overflow channel. It is possible to use designs in which the overflow channel doubles as a compensation tank.



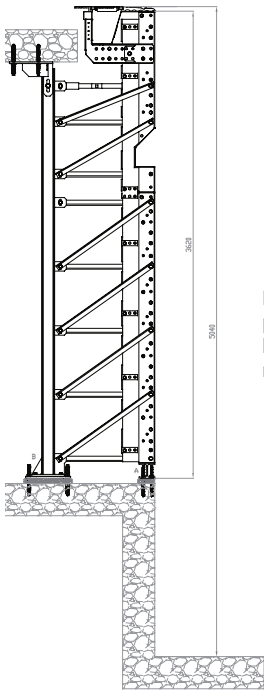
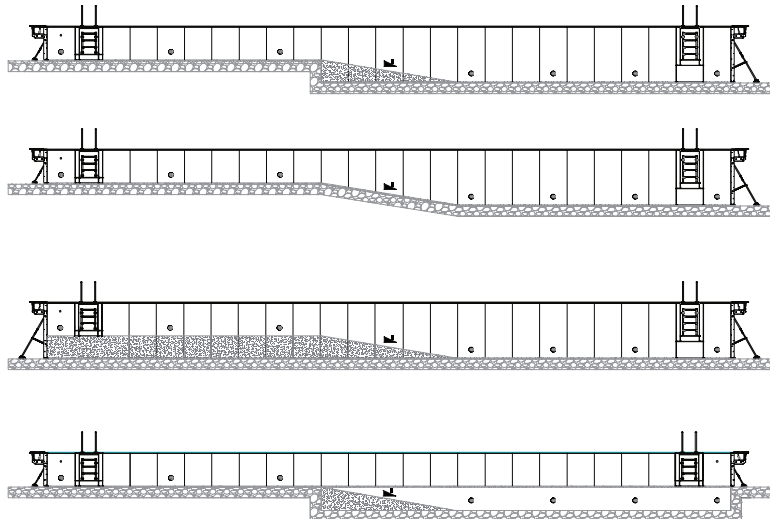
INTERIOR WALLS

**Description:**  
Dividing walls for areas around ladders, ramps for the disabled, and for separating leisure areas and spa zones.

SKYPOOL CONSTRUCTION APPLICATIONS

ARCHITECTURAL  
SOLUTIONS

There are numerous building options using SkyPool panels for any given project. There is always a solution that adapts to your construction requirements. Consult our Technical Dept. to find the most suitable solution for your circumstances.

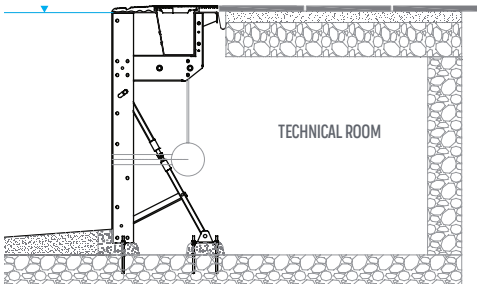
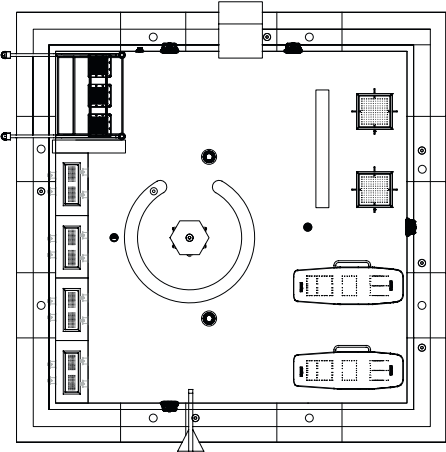


DIVING POOLS

It is possible to combine the use of SkyPool panels and concrete walls to attain the great heights required in diving pools, whilst making savings on the cost of building work.

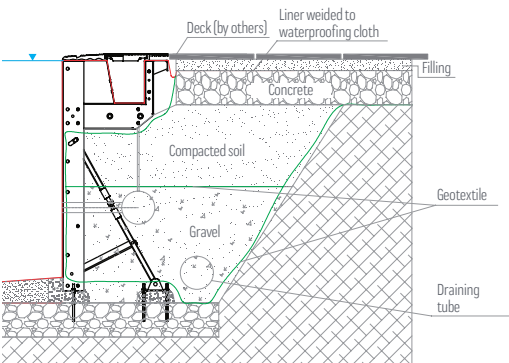
WELLNESS AREAS

The combination of curved-shaped panels is ideal for wellness areas. Interior walls, benches, etc.



TECHNICAL PANEL ROOM

The panel can be accessed from the back. Easy maintenance and inspection




IN-GROUND

SkyPool panels can be used for in-ground pools as long as allowances are made for land drainage

POOL WATERPROOFING USING A REINFORCED PVC-P LINER

The liner made of 150/100 reinforced PVC-P (plasticized polyvinyl chloride) is the most commonly used system for covering liner pools as it is extremely flexible, resistant to tearing, easy to weld, resistant to bleaching from UV rays and because it comes in a wide range of colors. Renolit Alkorplan® reinforced membranes are 100% watertight and 100% recyclable.


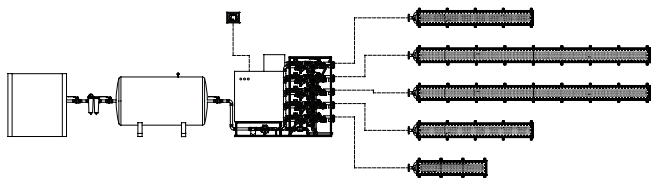


SPARGER SYSTEM

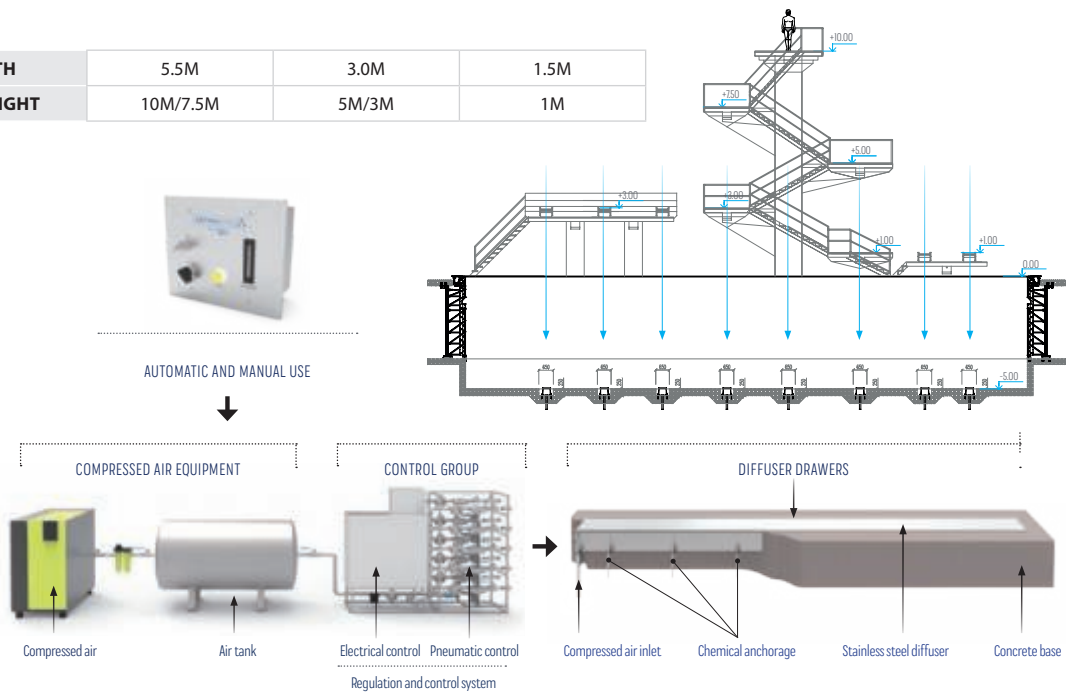
SAFETY IN DIVING

When diving off a diving board, the undisturbed water forms a fairly resistant surface, which if combined with a bad descent can result in serious injury on impact.

AstralPool has added Sparger technology to its pools, in the shape of a new safety system for diving pools. Air is released at high pressure from the pool floor, which forms a large amount of bubbles when it mixes with the water to form a cushion for divers. This reduces the risk of injury and divers are more confident when they dive into the water, whether they are beginners or athletes.



LENGTH	5.5M	3.0M	1.5M
JUMP HEIGHT	10M/7.5M	5M/3M	1M



MOVABLE WALL - MANUAL OR AUTOMATIC

Multipurpose pools

By using a movable wall, a pool can be turned into a multipurpose facility that adapts to different public uses and can be divided into work areas.

This enables facilities to be more financially profitable as they can make the most of their capacity by running various activities at the same time in a single pool.


Movable wall: versatility

A movable wall or bulkhead is a vertical underwater structure able to move lengthwise across a pool floor to form a physical barrier.

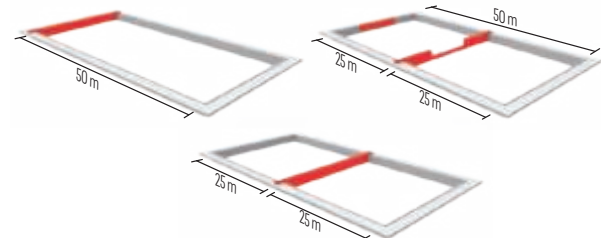
This system makes it possible to make the most of the space in a pool as it divides it into areas for different uses. This therefore makes better use of space and gives swimmers a greater variety of options for a lower overall cost.

The framework of a movable wall is made of stainless steel and ABS slats, and it rests on rails fitted on adjacent decking. It moves by means of two mechanical flywheels that may be automated as an added extra.

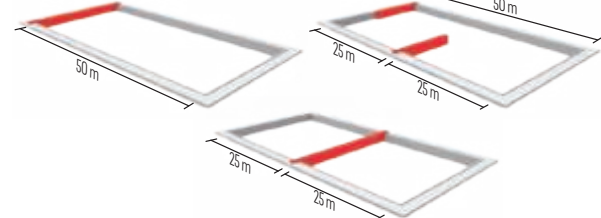
STANDARD MODEL (1 piece)



MEDITERRANEAN MODEL (Central movable segment)



SPLIT MODEL



GENERAL SPECIFICATIONS
MATERIALS
STRUCTURE MADE OF AISI-304
SURFACE OF WHITE ABS SLATS
POLISHED STAINLESS STEEL (AISI-316) FINISH
RAILS IN STAINLESS STEEL (AISI-316) FINISH
MATERIALS
MANUAL TRACTION
MECHANICAL TRACTION WITH WHEEL
TRACTION MOTOR
MATERIALS
RAILINGS
STARTING BLOCK ANCHORS
LAN ROPE ANCHORS
STARTING BLOCKS
SWIMMER STEP
TUBE FOR LANE ROPES/ROPE ANCHOR
SWIM LADDER

MOVABLE WALL - MANUAL OR AUTOMATIC

A single pool for a whole host of activities.


The installation of AstralPool's movable pool floor makes it possible to use a single swimming pool to stage several activities at the same time that require various depths of water, such as competitions, synchronized swimming, leisure activities, rehabilitation exercises and water aerobics.

The system is based on a mobile platform submerged in the water that changes the height of the pool shell, which enables a number of areas of varying depths to be created according to needs. In addition, the movable pool floor can be used to partially or totally cover a pool, which means greater energy savings and safety.





# FLUIDRA POOL PROGRAMMING




## MOVEABLE FLOORS

**Description:**  
Our Akvo moveable floor solutions are made of a rigid 316L stainless steel, self-supporting floor driven by lifting columns called Spiralift. Innovative and hassle-free, this technology is very robust and can stand up to wear, chlorine and heavy—even very heavy!—loads. The high load capacity of our moveable floors meets the international standard of 65 kg/m2, which can be easily increased with additional lifting columns. An adjustable system that meets your every need—that's the real value of made-to-measure.




## SWIMWALL SYSTEMS

**Description:**  
SwimWall Systems™ provide unprecedented swimming pool flexibility and thus more revenue opportunities. SwimWalls are positioned on the pool floor when not in use. By filling the wall with air, it moves into a vertical position, forming a pool wall that is designed to fit around lane lines. This system effectively doubles the number of lanes, or offers the flexibility to have some swim lanes 50 metres in length, and others 25 metres.



## MOVEABLE BULKHEADS

**Description:**  
The S.R.Smith Bulkhead offers swimming pool flexibility by separating a commercial pool into a variety of separate spaces for various aquatic programs and is used for FINA sanctioned short or long course swimming competitions. The Bulkhead can also be used to define water polo fields and allow officials a walking bridge along the playing field. For day-to-day operation, a Bulkhead provides separate areas for a wide variety of competitive and recreational aquatic activities.



## ENDWALLS

**Description:**  
Endwalls are designed to provide a safe and efficient means of managing competition and fitness swimming in an overflow or 'wet deck' pool environment. Our advanced and innovative Pultruded FRP EndWall is chemical and UV resistant in even the most demanding facility environments. Precision engineering and production ensure that FINA tolerances are maintained.



## DIVIDING WALL

**Description:**  
The unique SR Smith static wall allows for pools to be reconfigured in a semi permanent way, allowing for a rigid, trafficable structure to divide one body of water into multiple pools.

- Corrosion proof composite and engineered polymer construction
- Non-slip walkway for coaches and teachers
- Flow through micromesh grating - allows for complete circulation through both bodies of water
- Shallow anchoring method prevents damage to pool floor and structure
- Fast Installation - within 3 days
- Australian made



# **FLUIDRA**

## **COMMERCIAL POOL SOLUTIONS**

FOR ALL YOUR COMMERCIAL POOL NEEDS, CONTACT FLUIDRA



### **AUSTRALIA**

**PH: (07) 3812 2283**

**AU.COMMERCIAL@FLUIDRA.COM**

**FLUIDRA.COM.AU/COMMERCIAL**



### **NEW ZEALAND**

**PH: (08) 0080 7665**

**APAC.NZORDERS@FLUIDRA.COM**

**FLUIDRA.CO.NZ/COMMERCIAL**